

Design by: Ella Prosser, Smoky River 4-H Club



Gove County Fair

July 19 – 22, 2021

Gove County 4-H Fairgrounds
Grainfield, Ks

K-STATE
Research and Extension



Golden Prairie
District

This premium list has been provided through the generosity of the Gove County Commissioners.

Duane Vollbracht, Chairman

Charles Kuntz, Commissioner

Mike Gillespie, Commissioner

Golden Prairie Extension District Staff:

Clint Bain- District Director, Crop Production/Livestock Agent, WaKeeney Office

Taylor Ziegelmeier- Family & Consumer Science Agent, Oakley Office

Kristy Packard- Gove County 4-H Program Manager

Ashley Conness- Trego County 4-H Program Manager

Gracie Tyler- Logan County 4-H Program Manager

Jennifer Ackerman- Grainfield Office Professional

Kathy Katt- Oakley Office Professional

Lucy Conness- WaKeeney Office Professional

Grainfield-(785)673-4805

Oakley-(785)671-3245

WaKeeney-(785) 743-6361

Gove County Fair Board Members

Term Expires

Chairperson.....	Lacey Heddlesten.....	December, 2021
Vice Chairperson.....	Tyler Breeden.....	December 2021
Secretary.....	Kassie Remington.....	December 2021
Treasurer.....	Dusty Zerr.....	December 2024
FACS Dept. Head.....	Kelli Getz.....	December 2024
4-H Building Supervisor.....	Kassie Remington.....	December 2024
Asst. Building Supervisor.....	Lacey Heddlesten.....	December 2021
Livestock Supervisor.....	Logan Getz.....	December 2023
Asst. Livestock Supervisor.....	Tyler Breeden.....	December 2021
Member.....	Garrett Werth.....	December 2023
Member.....	Eric Baalman.....	December 2024
Member.....	Brandon Heier.....	December 2024

The Gove County Fair Board would like to invite:

ALL supporters, sponsors, livestock and food sale buyers, and community members of Gove
County and surrounding counties to the

Gove County 4-H Appreciation BBQ

Thursday, July 22, 2021 at 5:30pm



Donations are Welcome!!

Also come enjoy:

4-H Grand Champion Presentations

Livestock, Pie, & Cookie Jar Sale

Pedal Pull

Inflatables

And much more!!!

Table of Contents

Attendance Policy.....	7	Home Environment.....	36
Age Divisions.....	10	Horse.....	94
Aquarium Pets.....	40	Judging Contest Information.....	10
Banners.....	12	Leadership.....	37
Bee Science.....	13	Livestock General Rules.....	76
Beef.....	91	Livestock Premium Auction.....	77
Bicycle.....	42	Livestock Show Order.....	84
Booths.....	14	Livestock Showmanship.....	78
Cats.....	39	Market Class Weights.....	78
Celebrity Showmanship.....	7	Open Class.....	97
Citizenship.....	37	Photography.....	46
Clothing & Textiles.....	15	Pigeons.....	82
Cloverbuds.....	17	Poultry.....	81
Dairy Cattle.....	87	Public Speaking.....	38
Dairy Goats.....	89	Rabbits.....	82
Dogs.....	18	Reading.....	38
Electrical.....	20	Record Books.....	49
Energy Management.....	20	Recreation.....	36
Entomology.....	22	Renewable Energy.....	21
Environmental Science.....	25	Round Robin.....	97
Exploring 4-H.....	37	Self-Determined.....	38
Fair Board Pie Contest.....	99	Sheep.....	86
Family Studies.....	26	Shooting Sports.....	49
Fashion Revue.....	16	Small Engines.....	21
FFA Ag Mechanics Show.....	99	STEM-Ag Mechanics.....	50
Fiber Arts.....	26	STEM-Architectural Block Construction.....	52
Field Crops.....	40	STEM-Astronomy.....	54
Foods & Nutrition.....	27	STEM-Computers.....	54
Food Gift Package.....	29	STEM-Educational Exhibits.....	69
Food Preservation.....	31	STEM-Robotics.....	58
Forestry.....	42	STEM-Rocketry.....	61
Gary Evans Memorial Cookie Jar.....	31	STEM-Unmanned Aerial Systems.....	67
Geology & Lapidary.....	33	Sport Fishing.....	73
General Rules.....	8	Swine.....	85
Goats.....	90	Visual Arts & Crafts.....	74
Gove County 4-H Cake Contest.....	30	Weed Control Exhibit.....	72
Gove County 4-H Pie Contest.....	30	Welcome.....	56
Hand Pets.....	39	Wildlife.....	72
Horticulture.....	44	Woodwork.....	73

GOVE COUNTY FAIR SCHEDULE

All open class judging will immediately follow 4-H judging.

Friday, July 9, 2021

4:00 p.m. First Clean Up 4-H Building & Fairgrounds

Friday, July 16, 2021

4:00 p.m. Final Set Up & Clean Up 4-H Building & Fairgrounds

Monday, July 19, 2021

7-9:00 a.m. Check in for Horse Show
 9:00 a.m. Horse Show
 9:00 a.m. Life Skills Judging Contest
 9:00 a.m. Photography Judging Contest
 9:00 a.m. Horticulture Judging Contest
 9:00 a.m. Ag Challenge of Champions
 4:30 p.m. Photography & Visual Arts/Crafts Exhibit Judging

Tuesday, July 20, 2021

7-9:00 a.m. Check- In 4-H & Open Class Livestock
(TRAILERS ON SITE BY 8:30 AM)
 9:30 a.m. Opening Ceremony (Quinter)
 10:00 a.m. Judging of Remaining Inside Exhibits
 10:00 a.m. Booth & Banner
 2:00 p.m. Clothing Construction & Style Revue Judging
 3:30 p.m. **Nex-Tech** Train
 5:30 p.m. Livestock Judging Contest

Wednesday, July 21, 2021

8:00 a.m. Open Class Livestock Entries
 9:00 a.m. Small Animal Livestock Show
 Swine Showmanship
 Breeding Swine
 Market Swine
 Goat Showmanship
 Breeding Goats
 Market Goats
 Sheep Showmanship
 Breeding Ewe
 Market Sheep

Wednesday, July 21, 2021, continued

9-10:30 a.m. Foods Check in
 10:30 a.m. Judge Open Class Food ONLY
 11:00 a.m. Judge 4-H Foods
 2:00 p.m. Check in Pets, Rabbits, Dogs, & Poultry
 3:00 p.m. Pets, Rabbits, Dogs & Poultry Show
 3:30 p.m. **Nex-Tech** Train
 5-7:00 p.m. Tallest Corn Contest- **Nutrien Ag**
**Prizes for 1st & 2nd, t-shirts while supplies last.*
 5:30 p.m. Siruta Pedal Pull Sign-In
 6:00 p.m. Siruta Pedal Pull Contest
 7:00 p.m. Style Revue, Food Auctions, & Inside Trophy Presentation
 8:00 p.m. Rocket Launch (Weather Permitting)
 8:15 p.m. Barnyard Olympics- **Quinter FFA**

Thursday, July 22, 2021

8:00 a.m. Open Class Livestock Entries
 9:00 a.m. Large Animal Livestock Show
 Bucket Calf Showmanship
 Bucket Calf
 Return Bucket Calf
 Beef Showmanship
 Breeding Beef
 Market Beef
 12:30 p.m. Round Robin (Sr.'s Only)
 1-6:00 p.m. Inflatable Playgrounds for Kids
 1-8:00 p.m. Promote Your Business Day Booths
 3:30 p.m. Nex-Tech Train
 5:30 p.m. BBQ Appreciation Meal- **Main Street Dugout**
 Ice Cream- **Equity Bank**
 6:30 p.m. Livestock Trophy Presentations
 6:45 p.m. Celebrity Pig Showmanship
 7:30 p.m. Livestock Auction, Pie Sale, & Gary Evans Memorial Cookie Jar Sale

*****Fair Clean Up IMMEDIATELY Following Livestock Sale*****

WELCOME!!!

The Gove County Fair Board would like to welcome all 4-H'ers, their families, all businesses, and community members to the 2021 Gove County Fair. Our 4-H members have worked diligently this year and we are very proud of their accomplishments! Please show your support and join us in celebrating the youth of Gove County. The Public Style Revue, Food Sale, & Indoor Exhibit Grand Champion Presentations will be on July 21st starting at 7:00 p.m. The Appreciation BBQ will be on Thursday, July 22nd starting at 5:30 p.m. Livestock Grand Champion Presentations will be July 22nd at 6:30 p.m. All 4-H supporters are invited to this event; followed by the Livestock Sale, Pie Sale, & the Gary Evans Memorial Cookie Jar Sale.


We have updated and made changes in the category divisions and how certain contest rules apply, so please take the time to read through your book before bringing your exhibits to the fair. Thank you for all your assistance and understanding.

We would like to draw your attention to the 2021 Celebrity Showmanship Contest that will be held during the Livestock Sale on July 22nd. Please find the registration details under "Celebrity Showmanship". Several other events to check out would be all the Open Class Exhibits, Barnyard Olympics, the Pie Contest, & the Gary Evans Cookie Jar Contest. The open class livestock competitions: including horse, beef, sheep, and swine, are just a few contests that are available for anyone wishing to enter.

In addition to the competitions, the Siruta Pedal Pull, Nex-Tech Train, Grand Rental Station Inflatable Playground, and additional activities will be featured for children of all ages.

We would like to say "THANK YOU" to everyone who supports the Gove County Fair. Your generosity is greatly appreciated. We are excited about this year's fair and cannot wait to share it with all our community members.

-The Gove County Fair Board



Gove County Celebrity Showmanship

Celebrity Showmanship will take place prior to the livestock sale on July 23, 2020. Each person may nominate one business/employee. Cost is \$30 to nominate a business or \$40 to nominate a specific employee of that business. If business/employee declines to participate, a \$20 surrender fee will be requested. Costumes are recommended but not required. Swine will be shown. A winner will be determined by people's choice. Winner receives a traveling Belt Buckle for one year and their name engraved on the buckle for eternity. Money raised will go into a fund to help with expenses and opportunities for the 4-H'ers of Gove County. Contact a Gove County Fair Board Member with your nomination.

Alcoholic Beverages

CONDUCT RULES ON FAIR GROUNDS IN ACCORDANCE WITH THE REGULATIONS SET BY THE GOVE COUNTY BOARD OF COMMISSIONERS AND ADOPTED BY GOVE COUNTY FAIR BOARD.

Absolutely NO alcohol or cereal malt beverages may be consumed or carried on the premises, except in the areas designated.

Violating exhibitors will have all entries disqualified and asked to leave the Fair Ground premises.

NO alcoholic liquor, cereal malt beverages, or controlled substances, as such terms are defined in the Kansas State Annotated, may be consumed, possessed, or distributed on Gove County Fair Ground Premises. Violators of this prohibition shall be subject to penalties.

Attendance Policy

For a 4-H member to be allowed to participate in any sales/auctions at the Gove County Fair, said 4-H member will be required to attend 5 meetings with the club they are enrolled in, as well as 1 pre-fair cleanup, and the post-fair cleanup. If these requirements cannot be met, a letter (handwritten or emailed) detailing the reasons for an exception must be submitted to the Fair Board no later than 7 days prior to the start of the fair. Any exceptions will be at the discretion of the Fair Board. Extraordinary circumstances occurring after the deadline will be handled on a case-by-case basis by the Fair Board. *Approved August 1, 2016

Accessibility Information: The Golden Prairie Extension District are committed to making their services, activities, and programs accessible to all participants. If you have special requirements because of physical, mental, learning, vision, hearing or other impairment, please contact the Golden Prairie Extension District-Grainfield Office (785-673-4805).

Gove County 4-H Protest Policy

- Section 1:** Talk to the superintendent in that area- if you feel it is not resolved, then put the protest in writing, sign, and submit to Extension Staff. This must be done within 24 hours of the incident; otherwise, it is not a valid complaint.
- Section 2:** Within 24 hours of the complaint being filed a ruling will be made. The Protest Committee will consist of the Superintendent, Extension Board Chair, 1-Extension Board Member from Gove County, Gove County Fair Board Chair, 1- Gove County Fair Board Member, and Extension Staff.
- Section 3:** In addition to the right of protest granted to those individuals listed in Section 1, the Gove County Protest Committee reserves the right to take notice of and take any action they may deem advisable against fraud attempted or completed.
- Section 4:** The Protest Committee ruling will be final. Any violation that affects future participation will be sent to the Golden Prairie Extension Board.

General Rules

These rules have been presented and approved by the Golden Prairie Extension Board and Gove County Fair Board. The right to interpret rules in the best interest of 4-H Club work is reserved by the Extension Staff, with consultation of Fair Superintendents. Fair Board has the right to interpret rules in the best interest of Open Class Entries.

1. The judge shall place exhibits in the class in which they belong, and they shall be judged by the standard of such articles. The judge shall decide what is standard, and the **judge's decision shall be final**. This placing should not be affected by the number of exhibits in each class.
2. **All ribbons and awards will be left attached to the exhibit, except livestock. Livestock Ribbons will be available for pickup at the Extension desk in the 4-H Building.**
3. All entries must conform to the requirements of the 4-H project guidelines that are outlined in the fair book.
4. **All exhibitors must be regularly enrolled in 4-H Club Work in Gove County except where otherwise noted. All members must be enrolled in the project exhibited, and the exhibits must be club work of the current year and a product of the exhibitor.**
5. **Kansas State Fair-** Exhibitor must be 9 years old or older by January 1 of the current year and receive a Purple ribbon to qualify. Some exhibits may require other exemptions, please see Extension Staff if you have questions regarding eligibility.
***Will be Marked by STATE FAIR ELIGIBLE STICKER**
***Class items not eligible for State Fair will be marked with *(Not State Fair Eligible)**
6. Exhibits are to remain in place and may be removed Thursday after the Livestock Sale. If necessary, arrange for someone to pick up your exhibits.
7. Please refrain from asking the judge questions if you are a parent or leader. 4-H'ers are encouraged to ask questions.
8. 4-H projects are allowed to overlap with school projects. School Projects can be entered as 4-H Club Work if the project has been designated by the 4-H member as a 4-H project.
9. **Judging Time Spots** will be designated through our Fair Entry system when you choose your project classes. Not all projects have time spot designations. *Projects that will have time spots are Foods & Nutrition, Photography, Visual Arts & Crafts*
**** Misc. Projects Judging- Projects will be judged according to Project Order listed in newsletters and on the website. Table Signs will indicate what project we are currently judging, along with a text notification of what is coming up to help keep youth prepared and avoid long lines.***
10. **Copyright Laws:** Exhibitors should avoid using copyrighted materials whenever possible by originating his/her own work. Exhibitors should use with caution a copyrighted and/or trademarked product or service (a brand name, label or product). The intent of using the copyright or trademark materials for educational purposes such as an exhibit, educational poster/display or public presentation is acceptable under the "Fair Use" (legal use) provision. "Fair Use" is a provision of the current copyright law that allows reproduction without payment or permission of limited portions of a copyrighted work for educational and other public interest purposes. Regardless of the "Fair Use" provision, the inference that a specific name brand product is good or bad inherently or through comparison must be done cautiously, using acceptable research/comparison methods and have a disclaimer that the conclusions are those of the participant and not those of K-State Research and Extension. A copyright and trademark are legal methods used by writers, artists, corporations and others to protect their original work. Protected items may range from books to music, logos to computer graphics. Copyrighted and/or trademarked materials used in banners, displays, demonstrations, posters or other activities for endorsement or promotion instead of educational purposes will be disqualified and will not be displayed or receive ribbons or premium. The use and inclusion of specific brand names for educational purposes does not imply endorsement or refusal by the Department of 4-H Youth Development, Kansas State University Agriculture Experiment Station and Cooperative Extension Service or the State of Kansas.

LATE ENTRIES WILL BE DISQUALIFIED!!!!

Entry Cards

The Golden Prairie Extension Office will be using the "Fair Entry" program this year for fair entries and ribbon records. **Pre-Entries must be completed online by July 11th**. Contact the extension office for any questions. Entry card will be then printed at the Extension Office and ready for pick up on the first day of fair. (Old tag system will be available for any last-minute changes needing to be made until supplies last).

1. First, Refer to the county fair book. (Many times, the answer is clearly defined in the rule book and the issue should be settled.) If you do not agree with the rule book, make a signed, written suggestion for change, and place it in the suggestion box. It will be reviewed by the Fair Board & Extension prior to the next fair. Second, ask the Extension Staff or the Superintendent if they can help you interpret the fair book.
2. If the rule book does not provide a clear-cut answer, a ruling is then determined by the superintendent. Before deciding, the superintendent must confer with the Gove County Extension for 4-H Entries and Fair Board Members for Open Class Entries.
3. The final decision-making authority is retained by the Gove County Extension (except Open Class Entry). If the problems still have not been settled after the question has followed the above recommended procedure, the dissatisfied party may follow the formal protest policy documented on page 7. (Gove County 4-H Protest Policy)
4. **Judging Time Spots** will be designated through our Fair Entry system when you choose your project classes. Not all projects have time spot designations. Projects that will have time spots are **Foods & Nutrition, Photography, Visual Arts & Crafts**
** Misc. Projects Judging- Projects will be judged according to **Project Order** listed in newsletters and on the website. Table Signs will indicate what project we are currently judging, along with a text notification of what is coming up to help keep youth prepared and avoid long lines.*
5. Fair Entry is opened for **multi-entry**, meaning you may choose as many classes as needed before continuing. Ex., Foods- you may click on cookies, cake, snack mix, etc. then continue to complete entries. Old system you had to do one at a time. Please call office if you have any question.

Ribbon Placement Rules

IF QUALITY IS SHOWN:

Danish System-Most often used in 4-H Exhibits

(except pets, dogs, cats, poultry, rabbits, and livestock)

Grand & Reserve Champions will be awarded in each age division if quality is shown.

Grand Champion – is awarded to the highest quality exhibit in the project area. If it's quality merits this award.

Reserve Grand Champion – is awarded to the second highest quality exhibit in one project area, if it is quality merits this award.

Class Champion – is awarded to the highest quality exhibit in a single division if there is a worthy exhibit.

Reserve Class Champion – is awarded to the second highest quality exhibit if there is a worthy exhibit.

Purple – outstanding on all standards

Blue – exceeds the minimum standard; may have minor flaws where improvements can be made.

Red – meets all minimum standards; may be visible signs of needed improvement.

White – fails to meet minimum standards.

Participation – are awarded to those exhibits that do not meet requirements. This ribbon indicates to the 4-Her that the exhibit was not necessarily poor in quality, only that it did not meet the project requirements as indicated in the fair book.

Participation ribbons are also awarded to Clover Buds or other "participation" only classes.

Modified Danish System – Often used in Livestock Shows

(Pets, Dogs, Cats, Poultry, Rabbits, & Livestock)

Exhibits are compared to a standard, placed in four-color ribbon groups, but are ranked top to bottom within each ribbon group.

Awards & Premiums

The Gove County Fair Board will be awarding Grand Champion prizes at Achievement Banquet. Premiums are paid by the Gove County Fair Board for all ribbons received for exhibits. Purples Ribbon-\$5.00; Blue Ribbon-\$4.00; Red Ribbon-\$3.00 & White Ribbon-\$2.00. **Premium checks are presented at the annual Gove County Achievement Banquet and should be cashed within one year or they will become VOID!!**

Age Divisions

*Approved September 13, 2016

Junior Division, 7-10 yrs. old (as of Jan. 1st of current year)

Intermediate Division, 11-13 yrs. old (as of Jan. 1st of current year)

Senior Division, 14-18 yrs. old (as of Jan. 1st of current year)

State Fair Exhibits

Qualifiers for State Fair must be **9-18 yrs. old** (as of Jan. 1st of the current year). Entry must have received a purple ribbon except for entries requiring pre-registration, such as livestock. "State Fair Eligible" stickers will be placed on the entry tags for visual reference to each exhibit. **Visual Arts & Crafts are limited to 5 entries total at State Fair, Grand & Reserve Champion Senior Division will have first option to show.**

Qualified State Fair Exhibits Entries should be confirmed with Extension Office no later than August 12th, 2021. Please make sure all correct entry information is attached. Please make sure that all release forms are signed by 4-H'ers if the parent is delivering exhibits to the office!!!

Judging Contest Information

The Life Skills Judging Contest will be open to any 4-H member who wishes to judge on July 19th beginning at 9:00 a.m. in the 4-H Building.

The Fair Board Livestock Judging Contest will take place on Tuesday, July 20th at 5:30 p.m. at the Gove County Fair Grounds.

The Entomology Judging Contest will be open to any 4-H member or open class participant Monday, July 19th beginning at 9:00 a.m. at the Fair Building.

Ag Challenge of Champions will be held Monday, July 19th beginning at 9:00 a.m.

The Life Skills, Entomology, Livestock Judging and Ag Challenge of Champions contest at the County Fair will be divided according to age. All 4-H exhibitors will follow their correct 4-H Age Divisions as listed above. The following is a summary of minimum age requirements of 4-H members competing at the State Contests.

These are a few of the contests available beyond the County Fair and the approximate time they will be held. **The 2020 State Fair will be September 10th – 19th.**

Intermediate Age (9-13 yrs. old)

Horticulture Judging Contest- Aug. 20, 2021
Crop Identification Contest- Sept. 11, 2021
Photography Judging Contest- Sept. 12, 2021
Poultry Judging Contest- Sept. 18, 2021
Rabbit Judging Contest- Sept. 19, 2021
4-H FCS Judging Contest- Sept. 18, 2021

Senior Age (14-18 yrs. old)

Horticulture Judging Contest- Aug. 20, 2021
Crops Identification Contest- Sept. 11, 2021
Photography Judging Contest- Sept. 12, 2021
Poultry Judging Contest- Sept. 18, 2021
Fashion Revue- Sept. 18, 2021
Rabbit Judging Contest- Sept. 19, 2021
4-H FCS Judging Contest- Sept. 18, 2021

***Contests: Intermediate age can participate, if necessary, to complete a senior team, but an individual cannot participate in both the senior and intermediate contests.**

THE GOVE COUNTY FAIRBOARD AND GOLDEN PRAIRIE EXTENSION ARE NOT RESPONSIBLE FOR LOST OR STOLEN ARTICLES.

THE GOVE COUNTY FAIRBOARD AND GOLDEN PRAIRIE EXTENSION ARE NOT RESPONSIBLE FOR ACCIDENTS.

No projects and/or livestock (except horses) will be allowed to leave fair grounds until after livestock sale on Thursday.

Open Class Fee: \$5.00/per class

To enter in the Open Class, just put the letter "O" in front of the number designated for 4-H Class. (i.e.: 4-H CLASS 17 would be O-17 in Open Class)

Cloverbuds and 4-H Members will not be charged for Open Class fees.

BANNERS

Location: 4-H Building

Judging Date: Tuesday, July 20th, 10 a.m.

Category: Miscellaneous Project Judging

First to be Judged

*(*Not eligible for State Fair or Open Class)*

1. Read General Rules.
2. Each banner should illustrate a phase of 4-H work which is being practiced by youth in 4-H or promote 4-H generally.
3. Banners will be checked in by 9 a.m. Tuesday, July 20th. Banners are a two dimensional display, depicting one idea. **Letters should be at least 2" in height but not to exceed 6" in height.**
4. A label is to be attached to the front lower left-hand corner of the banner (as you face it) giving the name of the club.
5. **Take caution #10 of general rules regarding copyrighted materials.**
6. Do not use copyrighted logo(s) or slogans.
7. **Community clubs are only permitted 1 entry.**

BASIS OF EVALUATION

1. **EDUCATIONAL VALUE**
 - a. Presents suggestions or striking facts that are simple in form & quickly grasped, or
 - b. Shows extent to which 4-H involvements meet a fundamental need, or...
 - c. Promotes decision and action.
2. **INTEREST AND ORIGINALITY**
 - a. Presents original, unusual or striking method of exhibition.
 - b. Holds interest of people until they have read or observed essentials of the message.
 - c. Defines clearly one central idea.
3. **APPEARANCE**
 - a. General appearance, artistic, neat and attractive.
 - b. Can be viewed and read (if words are used) at a distance up to 20 feet.
4. **QUALITY OF DISPLAY MATERIALS**
 - a. Display should be made of non-flammable materials that will permit the banner to be rolled/folded without damaging the banner. Three dimensional objects may not be attached to the front of the banner.
 - b. Banner must be a minimum of 12 sq. ft. and a maximum of 16 sq. ft., with no side less than 3 feet.
 - c. Banners must be hung on a rod strong enough to support the banner. On each end of the banner rod, there should be a wire or chain 6" long. One end of the wire will be fastened to the end of the rod. The other end will be connected to an "S" hook which will permit the banner to be hung.

***CLASS 1** 4-H Club Banner

***CLASS 2** Individual Banner

BEE SCIENCE

Location: 4-H Building

Judging Date: Tuesday, July 20th, 10 a.m.

Category: Miscellaneous Project Judging

Text Message Notification on Project Judging Time

*(*Not eligible for State Fair)*

1. Exhibits must be from current year's honey production.
2. Members can make only one entry per class.
3. Honey exhibits must be packed in clean, one-pound Queenline jars, with new lids.
4. Each exhibit must have the entry form attached to the jar lid. No labels are to be placed on the glass portion of the jar.
5. All honey exhibits may be opened and tested by the judge. Jars must be properly sealed when entered.

BASIS OF JUDGING HONEY EXHIBITS

DENSITY

(Water content above 18.6% and below 15.5% will be docked)

ABSENCE OF CRYSTALS

CLEANLINESS

Without lint, dirt, wax or foam

FLAVOR

(Points will be reduced for flavor affected by processing)

CONTAINER APPEARANCE

Travel stains

ACCURACY OF FILLING

- a. Headroom $\frac{1}{2}$ " maximum, $\frac{3}{8}$ " minimum with no visible gap between honey level and cap.
- b. Uniformity of filling

***CLASS 3** Two, one-pound Queenline jars of light honey

***CLASS 4** Two, one-pound Queenline jars with amber to dark honey

BOOTH EXHIBIT

Location: 4-H Building

Judging Date: Tuesday, July 20th, 10 a.m.

Category: Miscellaneous Project Judging

Second to be Judged

(*Not eligible for State Fair or Open Class)

Booths will be constructed at the 4-H Fair Building during the 1st fair cleanup scheduled. Participants or entrants' booths must be completed and in place by, Monday, July 19th, 2021 at 8 p.m. Please notify the Extension Office if you want booth space before July 16th!

1. See General Rules.
2. Each booth should illustrate a phase of 4-H work which is being practiced by 4-H members.
3. Basis of awards:
 - QUALITY OF DISPLAY MATERIALS
 - GENERAL APPEARANCE & ATTRACTIVENESS
 - INTEREST AND ORIGINALITY
 - EDUCATIONAL VALUE
4. **Each participant or entrant is required to label its booth (with a card 4" x 16" giving the name of the club)** and to maintain the booth in a clean or orderly manner daily. Each participants or entrant should provide a barrier of light rope, etc., not crepe paper, to prevent entry by the public
5. Booth size is 6' x 6'.
6. Exhibit material should be made or grown by the club members in the current year.
7. **Power outlets are available around building, but entrants must bring their own extension cords.**
8. **Staples and fasteners may be used but must be removed at end of fair.**
9. **Booths must be ready for final judging by Monday, July 19th, 8:00 p.m.**
10. **Take caution #10 of general rules regarding copyrighted materials.**

BOOTH

***CLASS 5** 4-H Booth

***CLASS 6** Project Club Booth

CLOTHING & TEXTILES

Location: Golden Prairie Extension District Grainfield Office

Judging Date: Tuesday, July 20th, 2:00 p.m.

Category: Clothing Construction & Style Review

CLOTHING CONSTRUCTION

1. Read General Rules
 2. Exhibitor must be enrolled in the clothing and textiles project to exhibit at fair.
 3. All work must be the product of the current club year.
 4. Exhibitors may make four entries per class in the level in which 4-Her is enrolled. Please pay attention to suggested levels.
 5. **Cost Per Wear Forms are required for Senior division and recommended for Junior/Intermediate division. Include a 4 x 6 picture of exhibitor in outfit & fabric swatch if constructed with entry.**
 6. Garments may be worn but must be clean. FOR SPECIAL HANDLING: place on hangers with hook toward right shoulder of garment. Attach skirts to hanger with large safety pins. If an item to complete the exhibit is in a clear plastic bag, attach it to the hanger with large safety pins. If delicate fabric and garment must be protected, or you are concerned about keeping your exhibit clean, place in clear plastic bag.
 7. Each clothing exhibitor and parent or leader may be present when his/her garment is judged. 4-Her is encouraged to ask the judge questions.
 8. All State Fair quality shall be given purple ribbons.
 9. Pre-cut kits are acceptable in clothing classes. All articles/garments must be finished for use.
 10. Since care labels are not always available, NO care label is required, but the 4-Her should know how to care for the fabric they purchase.
 11. Exhibits in all levels may include recycled clothing and home textile projects.
 12. Educational Exhibit Classes. Share with others what you learned in this project. Exhibits may be in the form of a poster, notebook or display. Follow copyright laws as explained in the General Rules as you are preparing your exhibit. Take care to select durable materials that will withstand Fair conditions. No card table displays are allowed. If the exhibit is a poster, it must not be larger than 22"x 28". If the exhibit is a display, maximum size is not to exceed a standard commercial 3' x 4' tri-fold display board. Name and county/district must be clearly marked on educational exhibits.
 13. **Recycled Clothing Project** – An item made of at least 50% recycled material (recycled means reusing an existing item in a new way). Could be making/redesigning a garment, repurposing a clothing item for a new use, etc. Must include sewing of some kind. A 3" X 5" card **MUST** accompany entry describing the recycled materials and how they were used in the item.
 14. See caution on page 10 regarding copyrighted materials.
 15. All clothing must be cleaned, freshly laundered, and ironed for exhibiting and display during the fair.
- CLASS 11** An article, garment, or outfit constructed by 7-10 year old.
- CLASS 12** Educational exhibit prepared by a 7-10 year old.
- CLASS 13** An article, garment, or outfit constructed by 11-13 year old.
- CLASS 14** Educational exhibit prepared by a 11-13 year old.
- CLASS 15** An article, garment, or outfit constructed by 14-18 year old.
- CLASS 16** Educational exhibit prepared by a 14-18 year old.
- CLASS 17** Recycled Clothing Project

CLOTHING BUYMANSHIP/FASHION REVUE

1. Read General Rules. Style Revue judging will be Tuesday, July 20, 2021, 2:00 p.m. at the Extension Office in Grainfield.
2. Any 4-H member can enter the Ready-Made Garments Revue. It is recommended, but not necessary, that boys and girls enroll in the Clothing and Textile project to be eligible to participate at State Fair.
3. The committee urges those who display their ready-made garments at the fair to please display the garment with the ribbon.
4. The 4-Her may purchase 4 entries (all in the same class), but will be limited to two garments to model in the Public Style Revue. Two outfits will be designated by the Fashion Revue Committee, if necessary.
5. **Cost Per Wear Forms are required for Senior division and recommended for Junior/Intermediate division. Include a 4 x 6 picture of exhibitor in outfit & fabric swatch if constructed with entry.**

Constructed Garments Revue

A majority of the outfit must be constructed and modeled by the 4-Her who made the garment/outfit. Everything which is commonly considered an outer garment must be constructed (vest, jacket, dress, skirt, pants, coat, etc.) A sweater, blouse, or shirt that is not worn as an outer garment can be purchased or made. **Please pay attention to the suggested age levels.**

(Only ages 9 and older are eligible for State Fair)

- CLASS 18** A garment or outfit constructed by a 7-10 year old.
CLASS 19 A garment or outfit constructed by a 11-13 year old.
CLASS 20 A garment or outfit constructed by a 14-18 year old)

Buymanship Revue

1. A majority of the outfit must be purchased (not borrowed) for the project, or made by another individual for the 4-Her if the fabric and pattern were chosen by the 4-Her. Everything considered on outside garment must be purchased by the 4-Her or made by someone else, (vest, jacket, dress, pants, etc.)
2. A 4-H member must be enrolled in the Clothing and Textile project to be eligible to participate at State Fair.
3. The committee urges those who display their ready-made garments at the fair to **please** display the garment with the ribbon.
4. The 4-Her may purchase 4 entries (all in the same class), but will be limited to two garments to model in the Public Style Revue. Two outfits will be designated by the Fashion Revue Committee, if necessary.

- CLASS 21** For males participating in the ready-made garments revue.
CLASS 22 For females participating in the ready-made garments revue.
CLASS 23 For 4-H members enrolled in Crochet
CLASS 24 For 4-H members enrolled in Knitting

CLOVERBUDS

Location:

Judging Date:

Category: Please be judged in the area project aligns with
(*Not State Fair Eligible)

https://www.kansas4-h.org/get-involved/cloverbuds/docs/Cloverbuds_Policies.pdf

1. The 4-H Cloverbuds is the authorized 4-H educational option for 5 & 6 year old. Former programs, such as tag-alongs, mini 4-H, etc., can no longer be recognized as 4-H youth development programs.
2. 4-H Cloverbuds exhibits can be showcased at fairs and public events, but a 4-H Cloverbuds member may not participate as a competitive exhibitor in traditional 4-H events. The 4-H Cloverbuds member may exhibit or showcase activity-related items from their 4-H Cloverbuds' experiences at appropriate locations. The 4-H Cloverbuds member is not eligible to receive premiums or awards like traditional 4-H events. The 4-H Cloverbuds member may receive a 4-H Cloverbuds ribbon.
3. The 4-H Cloverbuds member can showcase a pet from the approved list in accordance with 4-H Cloverbuds pet policies. The 4-H Cloverbuds member may NOT have 4-H Livestock exhibits that require long-term ongoing care or weigh-ins, nor can the member participate as a competitive 4-H exhibitor within livestock divisions.
4. The 4-H Cloverbuds member may showcase a product, poster, or notebook of 4-H Cloverbud activities.
5. Cloverbuds will get judging experience from a judge. Please sign up for "judging" under the project area that aligns with their show & tell project. (ex. Cloverbud made muffins, they will be judged by any age level food judge; Cloverbud brought flowers grown in garden, judge will be horticulture judge)
6. Pet Policies
 - * A 4-H Cloverbuds member may showcase a pet from the approved pet list below.
 - * Wildlife cannot be allowed (as per the Kansas Wildlife and Parks Policies and Statutes).
 - * All pets must be caged, leashed, and/or contained as appropriate and manageable/under control.
 - * A parent or guardian must be present with their child and pet at all times.
 - * Pets cannot be included in overnight exhibits at the fair but may be used as a show-and-tell activity or showcase.

Approved Pets

Amphibians- Frogs, Toads
Cats
Fish
Guinea Pigs
Mice
Rabbits (Non-Market)

Ant Farms
Dogs
Gerbils
Hamsters
Parakeets

***CLASS 900** Cloverbuds Show & Tell

DOG CARE & TRAINING

Location: Gove County Fair Grounds Barns
Judging Date: Wednesday, July 21st, 3:00 p.m.
Category: Pets, Dogs, Rabbits, & Poultry

Dogs will be entered at 2:00 p.m. and Dog Judging will begin at 3:00 p.m. Dogs may go home after the judging. 4-H'er only is encouraged to answer and/or ask judge questions.

1. Read General Regulations.
2. All teams, comprising of 4-H member who are 9-18 years of age and their dog, who meet county qualifications with a qualifying blue or purple in showmanship, obedience, agility, or rally obedience can compete in the State 4-H Dog Show.
3. **4-H Dog Show Immunization Record (only MG-34 Revised, October 2017 accepted) must be completed for each dog entered at the county and State 4-H Dog Show. The fully completed form must be presented at check-in to be eligible to compete.** Required vaccinations include **Bordetella**, Distemper, Hepatitis, Parvovirus, Parainfluenza, and Rabies. The rabies vaccination must be administered by a licensed veterinarian. All vaccinations must be current. **Dogs must be at least 6 months of age at time of show.**
4. **REQUIRED: Please bring completed record sheet and story to show the judge (for dogs and all pets).** (all record sheets are available at: <http://www.goldenprairie.k-state.edu/4-h/gove-fair.html> under County Fair Forms.) **If a record sheet and story does not accompany exhibit the Dog will not be allowed to show.**
5. Any abuse of dogs on grounds, or in the ring, will result in disqualification.
6. No dog in season will be allowed to show.
7. A well-fitting collar of leather, chain, or fabric is to be used for obedience and Rally Obedience; for Agility, a buckle or snap collar; for Showmanship, a show lead that serves as both collar and lead or a fine link chain collar, a "snake" chain or a fabric slip collar with a narrow, lightweight fabric or leather lead. No spiked, pinch, special training collars, and hanging objects from collars are allowed.
8. Any dog fouling the ring will receive a white ribbon. **Owners should collect all dog waste in plastic bags and put in trash.**
9. Baiting dogs is not allowed.
10. **No exhibitor mobile phones and/or other electronic devices are allowed in the ring.**
11. **DOGS ARE NOT ALLOWED TO RUN AT LARGE OR ACCOMPANY OWNER ANYWHERE ON FAIR GROUNDS AT ANY TIME.**
12. The County Fair Show will follow rules as listed in the published Kansas 4-H Dog rule books: Kansas 4-H Dog Show Rules Book (4H 1120 Revised, January, 2021)
13. **For time constraints, teams receiving a non-qualifying score may be excused from the ring at the show committee's discretion for long performance times (more than 5 minutes) AND repeated failures at obstacles.**
14. Score sheets are available at http://www.kansas4-h.org/events-activities/fairs/kansas-state-fair/docs/dog/State_Fair_Dog_Show_Score_Sheets.pdf or through your local Extension Office for showmanship and obedience.

Showmanship Competition

Entries will be judged on fitting of the dog: clean and well brushed, tone and condition of coat, healthy appearance, teeth, toenails, and eyes. Handler will be judged on alertness, grace, and ease, coordination with dog and reaction of dog to handler with straight and even gait and movement of dog.

CLASS 30 Jr. Showmanship - 7 - 10 years old (only those 9 and up eligible for State Fair)

CLASS 31 Int. Showmanship- 11-13 years old

CLASS 32 Sr. Showmanship – 14-18 years old

Obedience Competition

A 4-H member may enter only one dog per class. See rule 2 to enter the proper class. A score of 170 points or greater (blue or purple) is a qualifying score, with at least 50% in each exercise. In case of tie, a run-off on the heel free exercise will be held with one team performing at a time.

Some things you will be judged on might include:

Heel on Leash and figure 8 (A & B)

Heel free and figure 8 (B)

Stand for Examination (off leash) (A & B)

Recall off Leash (A)

Heel off Leash (A)

Long sit (minute) (off leash) (A)

Heel on Leash (B)

Long down (3 minutes off-leash) (A)

Drop on Recall (B)

Long down (member out of sight-5 minutes) (B)

Long Sit (member out of sight 3 minutes) (B)

CLASS 33 Novice obedience (A)

CLASS 34 Graduate Novice obedience (B)

CLASS 35 Open A

CLASS 36 Open B

CLASS 37 Utility A

CLASS 38 Utility B

Agility Competition

1. Dogs must be at least 12 months of age before competing.

2. Divisions for all Agility classes are

a. Small Dogs- under 15" at the withers.

b. Medium Dogs- 15-20" at the withers.

c. Large Dogs- more than 20" at the withers.

***CLASS 39** Pre-Agility/Agility Lead (*Not State Fair Eligible)

CLASS 40 Agility I

CLASS 41 Agility II

CLASS 42 Agility III

Rally Obedience Competition

***CLASS 43** Rally Level I on Lead (*Not State Fair Eligible)

CLASS 44 Rally Level II

CLASS 45 Rally Level III

ENERGY MANAGEMENT

Location: 4-H Building

Judging Date: Tuesday, July 20th, 10 a.m.

Category: Miscellaneous Project Judging

Text Message Notification on Project Judging Time

1. Read General Rules.
2. Entries that have been in use should be cleaned for exhibit.
3. A sheet of operating instructions must be furnished for any exhibit not self-explanatory.
4. Projects (classes 50, 51, 52, and 53) must be operable using only 110 or 120V AC or battery power. If battery power is required, batteries must be furnished.
5. Any project with a complexity of size or electronics must have (a) instructions for assembly and use and (b) equipment available at the time of judging for actual testing of the exhibit.
6. No hand dipped solder may be used on exhibits.

ELECTRICAL AND ELECTRONICS

- CLASS 50 AC Electric Projects.** Electric projects with a 110 or 120 V alternating current (AC) power source. Some project examples are household wiring demonstrations, small appliances extension cords, trouble lights, indoor or outdoor wiring boards, or shop lights. Projects may be a restoration or original construction. The project must be operational and meet minimum safety standards. AC projects must be 110/120 V, no 240 V exhibits are allowed, and must be constructed such that the judges have wiring access to examine the quality and safety of workmanship.
- CLASS 51 DC Electric Projects.** Electric projects with a battery or direct current power source. This class includes electric kits or original projects. This class also includes demonstration DC powered project. Examples include: wiring two or three way switches, difference between series/parallel lighting circuits or wiring doorbells switches. All DC electric projects must include batteries supplied by 4-H'er. Projects must be constructed such that the judges have access to examine the quality of wiring workmanship.
- CLASS 52 Electronic Projects.** Electronic projects with a battery or direct current power source. This class includes electronic kits or original projects. Examples include radios, telephones, toy robots, light meters, security systems, etc. May be constructed using printed circuit board, wire wrap, or breadboard techniques. Include instruction/assembly manual if from a kit. Include plans if an original project. Projects must be constructed such that the judges have access to examine the quality of wiring workmanship.
- CLASS 53 Educational Displays and Exhibits.** The purpose of the educational display and exhibit is to educate the viewer about a specific area of the 4-H electrical or electronics project. The display or exhibit should illustrate one basic idea. This class includes any educational displays, exhibits or science fair type projects which DO NOT have a power source, i.e. exhibits, posters or displays of wire types, conduit types, electrical safety, tool or motor parts identification or electrical terminology. Educational displays and exhibits must be legible from a distance of four feet, using a maximum tri-fold size of 3' x 4'.

SMALL ENGINES

All exhibits should involve engines smaller than 20 horsepower for classes 131-133 Displays are limited to 4' wide and 4' deep - both upright and floor displays.

CLASS 54 DISPLAY - Exhibit a display, selecting one of the following options: 1) a display identifying different engine or lawn and garden equipment parts or a display showing the function of the various engine or lawn and garden equipment parts; OR 2) a display identifying and explaining the function(s) of different special tools needed for small engine work; OR 3) a display illustrating and providing the results of any one of experiments that are included in the project books. No complete engines, lawn tractors, tillers, chainsaws are permitted for display. Maximum tri-fold size is 3' x 4'.

CLASS 55 MAINTENANCE - Exhibit a display that illustrates either 1) Routine maintenance procedures OR 2) Diagnosing and trouble-shooting specific problems in an engine. No complete engines, lawn tractors, tillers, chainsaws, etc. are permitted for display, using a maximum tri-fold size of 3' x 4'.

CLASS 56 OPERATION - Exhibit an operable small engine (no more than 20 HP) overhauled or rebuilt by the member. Include maintenance schedule for the engine and a brief description of steps taken by the member overhauling or rebuilding the engine. Maximum tri-fold size is 3' x 4'.
Engine should contain no fuel in tank or carburetor.

RENEWABLE ENERGY

A form of energy derived from a natural source, such as the sun, geothermal, wind, tides, or waves.

All exhibits in this division are limited in size to standard, tri-fold, display boards (36" X 48") and items may not extend beyond 12" from the back board. All displays must be self-standing.

CLASS 57 EDUCATIONAL DISPLAY – Create an exhibit that addresses a focused topic related to power generated from a renewable energy source. The purpose of the exhibit is to inform and create awareness

CLASS 58 EXPERIMENT - Display an experiment addressing a problem or question related to power generated from a renewable energy source. Include hypothesis, background research, variables, a control, data, findings, conclusions and recommendations for future study.

ENTOMOLOGY

Location: 4-H Building
Judging Date: Tuesday, July 20th, 10 a.m.
Category: Miscellaneous Project Judging
Text Message Notification on Project Judging Time

A 4-H member may exhibit in the ENTOMOLOGY COLLECTION, ENTOMOLOGY NOTEBOOK and/or EDUCATIONAL categories. Within each category that are classes in Beginning, Intermediate, or Advance phases in which they enroll. The Notebook category also has an Introductory class that 4-Hers may exhibit in the State Fair as long as they meet age requirements and County Fair ribbon placing requirements. An Introductory Entomology Collection Class exhibit is encouraged for county fairs (first year members only), but these may not be exhibits at the State Fair. See class descriptions within categories for requirements.

Resources for exhibiting can be found on the Kansas 4-H Entomology project page.

COLLECTION CLASSES

1. All entries should be submitted in an 18x24x3.5 inch wooden display box with a clear plastic top (such as Plexiglas). Boxes can be handmade or purchased as long as they are of the correct size and do not have a glass top.
2. 4-Hers may choose to use one of two taxonomies:
 - a. "Insects in Kansas" book or
 - b. "Insects in Kansas Book: 2016 Revised Taxonomy" which follows www.bugguide.net
3. Each exhibitor is required to identify each box with two identification labels bearing exhibitor's name, county or district, the class, and statement of taxonomy used. One label goes in the upper left corner of the box (inside) and the other on the lower right corner of the box (outside). Arrange specimens in the box so it can be displayed lengthwise.
4. The number of orders, specimens (and families where required) must be included on both of the exhibitor's box identification labels. Only one adult insect per species can be used in the Collection Boxes and Notebook Classes, unless labeled as male or female and correctly identified.
5. Arrangement of specimens: The preferred method is to arrange the insects in groups or rows parallel to the short sides of the box. Specimens are to be arranged by Order in the box, then family where required.
6. Two labels should be centered on the pin beneath each specimen. First (closest to the specimen) is the common name label and the second label should include date/locality. Full county name and state abbreviation should be on the second label. Collector's name (or host) on the date/locality label is optional.
7. The specimens should be collected by the exhibitor and should focus on Kansas insects. Insects may be collected from on county into bordering states and labeled accordingly. Please refer to "Entomology Collection Exhibit Resource" for full details on out-of-state insects in collections.
8. Only specimens of the class Insects should be included.
9. Purchased insects are not to be exhibited in collections, but they may be used in educational displays.
10. Specimens of soft bodied insects such as aphids, lice, termites, etc. should be exhibited in alcohol filled vials; however, the use of alcohol filled vials should be limited to only those specimens that lose their shape when pinned, since the vials pose significant hazard to the rest of the collection if they become loose in transit.

BEGINNING 1 ENTOMOLOGY COLLECTION

CLASS 60 Display in one standard box a minimum of 50 and maximum of 125 species representing at least 7 orders. Follow the general guidelines listed for Collection. Members can exhibit in this class a maximum of 3 years, or until they receive a purple ribbon at the Kansas State Fair, whichever comes first.

BEGINNING 2 ENTOMOLOGY COLLECTION

CLASS 61 Display in one standard box minimum of 75 and maximum of 150 species representing at least 9 orders. Follow the general guidelines listed for Collections. Members can exhibit in this class for a maximum of 3 years, or until they receive a purple at the Kansas State Fair, whichever comes first.

INT. ENTOMOLOGY COLLECTION

CLASS 62 Display a minimum of 100 and maximum of 300 species representing at least 10 orders. Two standard boxes can be used. Follow the general guidelines listed for Collections. In addition, family identification is required for all insects in any two of the follow six orders: (Only two will be counted for judging)

- "Insects in Kansas" book – Orthoptera, Hemiptera, Homoptera, Cleoptera, Hymenoptera, and/or Diptera or
- "Insects in Kansas Book: 2016 Revised Taxonomy", which follows www.bugguide.net – Odonata, Orthoptera, Hemiptera, Cleoptera, Hymenoptera, and/or Diptera.

ADVANCED ENTOMOLOGY COLLECTION

CLASS 63 Display a minimum of 150 and a maximum of 450 species representing at least 12 orders. Three standard boxes can be used. Follow the general guidelines listed for Collections. Family identification is required for all insects belonging to the six basic orders as outlined under the Intermediate phase. Only families in the above six orders will be counted for judging. Family identification of insects in the remaining orders is optional, but desirable as long as accuracy is maintained. On a piece of paper list what you did to improve your collection during the current year. Examples: what insects did you add or replace; what orders and/or families you added; what Leadership you provided in this project; and/or what insects you have studied. Attach paper to the back of one of the display boxes. Members may continue to exhibit in this class at the Kansas State Fair for an unrestricted number of years as long as they remain eligible for 4-H membership.

NOTEBOOK CLASSES

- Individual entries are to be placed for display in a three-ring notebook for competition.
- 4-Hers may choose to use one of two taxonomies:
 - "Insects in Kansas" book or
 - "Insects in Kansas Book: 2016 Revised Taxonomy" which follows www.bugguide.net
- 4-H'ers who have been previously enrolled in or are currently enrolled in the other phases of Entomology project need to start with the Beginning Phase of Entomology Notebooks, not the Introductory Phase.
- Each exhibitor is required to identify the notebook by placing a Title Page in the front of the notebook bearing the exhibitor's name, county our district, and class 4-H'er is enrolled in and statement of taxonomy used:
 - "Insects in Kansas" book or
 - "Insects in Kansas Book: 2016 Revised Taxonomy" which follows www.bugguide.net The number of orders, specimens and families (required in Intermediate and Advanced classes) must also be included on the Title Page.
- Specimen pages should be grouped according to order and should include one page per species. If more than one insect is in the photo, an arrow to indicate identified insect should be used.

6. Date, common name, full county name, state abbreviation and collector name should be included for each species. Collector's name on the specimen page is optional.
7. Specimen pages should have two different views of the insect if possible. If pictures are taken on different dates/localities, include information for both.
8. A statement describing the habitat where found/host plant may be included and is encouraged and will worth a bonus 10 points total, not per page. For Intermediate and Advanced notebooks, this is strongly encouraged.
9. A divider page is to be placed in front of each order of insects with the order name printed on the tab for the page and also on the front of the divider page.
10. For the Intermediate and Advanced classes, insects are also to be grouped by family behind each order divider.
11. In the exhibitor has been in the same class for more than one year, a separate sheet of paper needs to be added stating how many years the exhibitor has been in this class of the project and what the exhibitor did this year to improve their notebook. Place the paper just behind the Title Page in the front of the notebook.
12. A special project must be completed each year and included in the notebook. See project guideline materials for specifications.
13. Refer to the publication "Entomology Collection Notebook Guidelines" on the Kansas 4-H Entomology web page for more detailed rules for exhibiting.

INTRODUCTORY ENTOMOLOGY NOTEBOOK

CLASS 64 Display a minimum of 10 and a maximum of 30 insect species representing at least six different orders. Follow the general guidelines listed for Notebooks, including the Special Project. A 4-H member must be of minimum age to compete at the Kansas State Fair. A 4-H member may exhibit in this class for a maximum of two years.

BEGINNING ENTOMOLOGY NOTEBOOK

CLASS 65 Display a minimum of 20 and a maximum of 60 insect species representing at least 7 different orders. Follow the general guidelines listed for all Notebooks, including the Special Project. Members can exhibit in this class a maximum of 3 years or until they receive a purple ribbon at the Kansas State Fair, whichever comes first.

INTERMEDIATE ENTOMOLOGY NOTEBOOK

CLASS 66 Display a minimum of 60 and a maximum of 100 species representing at least 9 orders. Follow the general guidelines listed for Notebooks, including the Special Project. In addition, family identification is required for all insects in any two of the following six orders: (Only two will be counted for judging)

- a. "Insects in Kansas" book – Orthoptera, Hemiptera, Homoptera, Coleoptera, Hymenoptera, and/or Diptera or
- b. "Insects in Kansas Book: 2016 Revised Taxonomy", which follows www.bugguide.net – Odonata, Orthoptera, Hemiptera, Coleoptera, Hymenoptera, and/or Diptera

A 4-Her may exhibit in this class for a maximum of three years. A 4-Her may move up if they receive a purple ribbon.

ADVANCED ENTOMOLOGY NOTEBOOK

CLASS 67 Display a minimum of 100 and a maximum of 200 species representing at least 12 orders. Follow the general rules listed for Notebooks, including the Special Project. Follow the general guidelines listed for notebooks. Family identification is required for all insects belonging to the six basic orders as outlined under the Intermediate phase. Only families in the above six orders will be counted for judging. Family identification of insects in the remaining orders is optional, but desirable as long as accuracy is maintained. Members may continue to exhibit in this class for an unrestricted number of years as long as they remain eligible for 4-H membership.

Educational Display

1. Share with others what you learned in this project. Exhibit any activity or learning experience related to the field of entomology or the Teaming with Insects curriculum that does not fit into Entomology Collection or notebook classes above.
2. Follow copyright laws as explained in the General Rules.
3. The exhibit may be, but is not limited to, original works, digital presentations (must provide printed hardcopy for exhibit purposes for duration of state fair), programs, websites, games, apps, display box, notebook, display or poster which you have made.
4. If the exhibit is a wooden display box, it must be 18x24x3.5 inches with a clear plastic top (such as plexiglass) and displayed horizontally. If the exhibit is a poster, it must not be larger than 22"x28". If the exhibit is a display, maximum size is not to exceed a standard commercial 3'x4' tri-fold display board.
5. Name and county/district must clearly be marked on educational exhibits.

BEGINNING EDUCATIONAL EXHIBIT

CLASS 68 Class for individuals that are exhibiting in the Beginning I and II Collection or Beginning Notebook Classes. If only exhibiting in this category, then ages 9-12.

INTERMEDIATE EDUCATIONAL EXHIBIT

CLASS 69 Class for individuals that are exhibiting in the Intermediate Collection or Intermediate Notebook Classes. If only exhibiting in this category, then ages 11-14.

ADVANCED EDUCATIONAL EXHIBIT

CLASS 70 Class for individuals that are exhibiting in the Advanced Collection or Advanced Notebook Classes. If only exhibiting in this category, then ages 13 or older.

ENVIRONMENTAL SCIENCE

Location: 4-H Building

Judging Date: Tuesday, July 20th, 10 a.m.

Category: Miscellaneous Project Judging

Text Message Notification on Project Judging Time

(*Not eligible for State Fair)

1. Entries can be displays, posters, or notebooks.

***CLASS 71 EXPLORING YOUR ENVIRONMENT**

***CLASS 72 WATER**

FAMILY STUDIES

Location: 4-H Building
Judging Date: Tuesday, July 20th, 10 a.m.
Category: Miscellaneous Project Judging
Text Message Notification on Project Judging Time
(*Not eligible for State Fair)

FAMILY STUDIES

A family project book or activity project made by your family and/or a fun friend. A short explanation of the project might help.

- ***CLASS 75** Child Development
- ***CLASS 76** Consumer Skills
- ***CLASS 77** Family

FIBER ARTS

Location: 4-H Building
Judging Date: Tuesday, July 20th, 10 a.m.
Category: Fiber Arts Judging

1. Read General Rules.
2. 4-Hers must be enrolled in the Fiber Arts project to exhibit. When the exhibit is a sewn garment that also includes one or more Fiber Art techniques (i.e. knitting, crochet, needle arts, or patchwork and quilting), the determination of what division (Clothing or Fiber Arts) and class in which to enter will be left with the 4-Her.
3. All knitting and crocheting must be cleaned and/or freshly laundered and be presentable for exhibiting.
4. Fiber Arts are defined as any method of creating a unique design with fiber, fabric or yarn. This may include making fabric (such as wearing crochet, knitting, needlepoint); or when existing fabric is changed into something quite different (such as a quilting or embroidery or ethnic art). Ethnic Fiber Arts should use a fiber, yarn or fabric to create the design exhibit. Non-textile (examples include wood reed, straw, grass, etc.) baskets/pieces should be entered in the Visual Arts Division.
5. **A member may enter two exhibits in each class, with a total of up to 3 Fiber Arts Exhibits.**
6. All articles/garments must be finished for use. If not the article/garment will not be allowed to exhibit.
7. When articles which are normally worn as a pair are exhibited, both articles must be shown together. Fasten articles together securely with yarn.
8. Special consideration will be given to articles which are of original design. Such articles should have a note attached explaining the original design.
9. The 4-Her should attach an index card, no larger than 3" x 5", with the entry form to give the judge any information on what parts of the exhibit they made, processes used, or other information which the 4-Her thinks would be helpful for the judge. For all items, please indicate if item was made from a kit. For all items, please indicate fiber content, and specifically if they are made of at least 90% wool. For quilted items indicate who did the quilting and binding.
10. **All exhibits which need to be hung, MUST have the appropriate saw tooth hanger, rod, wire, or other mechanism attached in order to be properly displayed. If necessary hardware is not attached, it may not be displayed.**
11. There are no age-specific classes in fiber arts.

- CLASS 80 Crochet**, an article
- CLASS 81 Knitting**, an article made either by hand or by knitting machine.
- CLASS 82 Needle Arts**, an article created by hand using any of the following techniques: a) embroidery and cross-stitch; b) needle point; c) candle wicking; d) crewel; e) lace work; and/or f) appliqué'.
- CLASS 83 Patchwork or Quilted article** - It is an acceptable practice for the 4-Her to create the patchwork or quilted article and have someone else quilt it.
- CLASS 84 Rug Making**, a rug - acceptable techniques include braiding, latch hook, tying, floor cloth, etc. The finished product should be an item that would be an item used in the home.
- CLASS 85 Spinning**, a skein - minimum 10 yards in length.
- CLASS 86 Weaving**, a woven article - Members should attach information about the type of loom or process used. Woven wood reed basket, should be exhibited in Visual Arts
- CLASS 87 Ethnic Arts**, an article: this is defined as a Fiber Art/Textile technique that is associated with a specific country or culture. It is a practical skill that was developed to provide basic family needs such as apparel, home furnishings or decorations. It is also defined as a method that has been maintained throughout history and passed on to others, often by observation and by example, such as batik, Swedish huck- towel weaving, mud cloth, bobbin weaving, tatting, felted items that are not knitted or crocheted. 4-Hers should attach information on the history of the ethnic fiber art, where it was used, by whom, how it was used, short description of the technique, etc.
- CLASS 88 Macramé**, an article.
- CLASS 89 Tied Quilts-** No Sewing Required
- CLASS 90** Fiber Arts Educational Notebook

FOODS & NUTRITION

Location: 4-H Building
 Judging Date: Wednesday, July 21st, 11 a.m.
 Category: Foods Judging
Sign up for Judging Spots via FairEntry system

Read General Rules.

ALL foods and nutrition entries MUST be checked-in 8:30-10:30 AM on Wednesday, July 21, 2021. (Small animal livestock participants may check in their food entries from 7-8:00 a.m.)

1. **A member can make only one entry per class and only four entries total. (This number would include one cake from the Gove Co. 4-H Cake Contest, one pie from the Gove Co. 4-H Pie Contest, one Cookie Jar from the Gary Evans Memorial Cookie Jar Contest, or one Food Gift Package).**
2. **There will be an Overall Jr. (ages 7- 10), Int. (11-13), and a Sr. (ages 14-18) Grand & Reserve Champ.**
3. Recipes in the 4-H food projects are only guidelines. Comparable recipes from other sources may be used.
4. Any baked products that can be removed from baking pans should be placed on a plate, covered cardboard or disposable container. Exhibits should be in a food grade plastic bags, disposable plastic containers, or boxes. The entire product must be entered and uncut.

6. Cakes must be made from scratch. Other items should not be made from a mix, except from Class 101.
7. All unfrosted cakes shall be exhibited in upright position with top crust showing (**Exception: Bundt, chiffon and foam cakes baked in tube or bundt pans.**)
8. **Recipes are required for all exhibits. Please include 2 - one for judge and one for Food Sale Buyer.** Recipes should be attached to left side of entry tag. **If recipe is not included, exhibit will not be allowed.**
9. A portion of all food exhibits, cake contest and pie contest winners will remain in the showcase until dismissal or sale of exhibits.
10. 4-Hers are encouraged to use whole grain flours, fruits, nuts, etc.
11. Food will be auctioned at the Food Sale unless 4-H member designates to assistants that it shall not be sold. Two flats may be sold at the Food Sale per exhibitor. **All Cookie Jars, not qualifying to be auctioned at the Livestock Auction may be sold at the Food Sale, with 50% of proceeds to go to fair ground improvements and 50% to participant.** The 4-H member must be present to sell their own food unless an acceptable excuse is presented to the Fair Board prior to the Fair. Another family member should then sell the food.
12. Exhibitor should bring two flats to place foods on for the sale. As a good will gesture to your buyers, please include your recipe with the foods you sell at the auction.
13. All State Fair quality entries shall be given a purple.
14. **For food safety purposes, any food with custard and dairy-based fillings and/or frostings (ex. Cream cheese) raw eggs, flavored oils, “canned” bread or cakes in a jar, cut fresh fruit or any foods requiring refrigeration (ex. Bacon) or unbaked exhibit with raw flour (ex. No Bake Cookies) will be disqualified and not judged. Refer to K-State Research & Extension publication, 4-H 488, Judge’s Guide for Food & Nutrition Exhibits, (March, 2019) for information to help you make informed, safe food exhibit decisions.**
15. Alcohol (ex. Wine, beer and hard liquor) is not allowed as an ingredient in food entries. Entries with alcohol in the recipe will be disqualified and not be judged
16. Educational classes: Exhibits may be in the form of a poster, notebook or display. Follow copyright laws as explained in the General Rules as you are preparing your exhibit. Take care to select materials that will withstand Fair conditions. No card table displays are allowed. If the exhibit is a poster, it must not be larger than 22” x 28”. Displays are not to exceed a standard commercial 3’ x 4’ tri-fold display board. Name and county or district must be clearly marked on educational exhibits. The educational exhibit evaluation form will be provided at judging time. NOTE: A collection of your favorite recipes in a recipe box or notebook does not constitute an educational exhibit.
18. **All baked goods must be left whole and uncut. Small items, such as cookies and rolls, should be the same shape and from the same recipe. Exhibit 3 cookies, 3 muffins, 3 bread sticks, 1 loaf bread, etc.**
19. Under baked entries will be lowered one or more ribbon placings.
20. Dried foods must be exhibited in the Food Preservation division.
21. See caution on page 10 regarding copyrighted materials.

- CLASS 91** Educational Exhibit
- CLASS 92** ½ cup of nutritious cereal or popcorn snack
- CLASS 93** Muffins-Qty. 3 (**Cannot** use cupcake liners)
- CLASS 94** Frosted Cupcakes-Qty.3 (Cupcake liners are acceptable)
- CLASS 95** Dessert Bars (brownies, cheerio bars, etc.)
- CLASS 96** Baked Cookies- Qty. 3
- CLASS 97** Cake made from Scratch (may be unfrosted)
- CLASS 98** Quick Bread- any kind of shape
- CLASS 99** Yeast Bread & Rolls
- CLASS 100** One or two crust **fruit** or non-perishable **nut** pie
- CLASS 101** A decorated **food** item- *not a decorated box*
- CLASS 102** Tricks with Cake Mixes- Recipes must include a cake mix as an ingredient
- CLASS 103** Modified Item (Gluten Free, Sugar Free, etc.)
- Suggested resources: Altering Recipes for Better Health Purdue University: <http://www.extension.purdue.edu/extmedia/cfs/cfs-157-w.pdf> and Altering Recipes for Good Health Texas A&M University: <http://gillespie.agrilife.org/files/2013/02/Altering-Recipes-for-Good-Hea1.pdf>

FOOD GIFT PACKAGE

A Sr., Int., and Jr. Grand and Reserve Champion food gift package will be selected, if quality is shown.

(To be part of the 4 Food and Nutrition total entries allowed.)

No alcoholic beverages. At least 3 different food items prepared for human consumption made by the 4-Her in a container **no larger than 18"x18"x18"**. Must have recipes attached with the entry. Additional homemade food items beyond the 3 minimum, or purchased items may also be included in the gift basket. **On the back of the entry card, answer these questions: a: what is the intended use; b) what food safety precautions were taken during and after preparation?** This entry will count as a non-perishable food product, not as an educational exhibit. Home canned foods must follow Food Preservation rules. Canning jars should not be used for baking per manufacturer's instructions. They could break during baking. It is recommended that packaging allow all or part of product to be seen; for example, if displayed in a paper or fabric bag, cut a view hole and place product in a plastic bag inside the paper or fabric bag. Evaluation standards include: Creativity in presentation and container and appropriateness for desired situation considered. Appearance of prepared food items-should be attractive and meet standard of the project, i.e. uniform size, evenly browned, etc.

CLASS 104 Food Gift Package (Please mark, Jr., Int., or Sr. on Exhibit Card)

FAVORITE FOOD SHOW

The **4-H FAVORITE FOOD SHOW** is presented during **District Club Days**. This food item **does not** sell in food or livestock sale.

a. This food item **does not** count as one of your Food & Nutrition entries.

A list of rules can be found on the website: www.goldenprairie.k-state.edu

GOVE COUNTY 4-H CAKE CONTEST

A Grand Champion and a Reserve Grand Champion will be chosen from the cake contest entries if quality is shown from the Jr., Int., and Sr. Divisions.

1. This contest is available for **all** Gove County 4-H members regularly enrolled in the 4-H Foods & Nutrition Project.
2. The 4-H'er may enter one cake of his/her choice. **(To be part of 4 total entries allowed).**
3. Cakes may be auctioned as part of the 4-Her's two lot/boxes at the Food Sale.
4. See rules 4 through 7 from the General Foods rules.
5. Exhibit is eligible for State Fair if member is old enough to exhibit at State Fair and receives a purple ribbon.

CLASS 105 Plain cake **unfrosted**, no mix, whole egg

CLASS 106 Layer cake any flavor. Nuts encouraged, frosted

CLASS 107 Chiffon or Bundt cake **unfrosted** no other topping such as powdered sugar, nuts or a glaze frosting (top crust inverted, if baked in tube or Bundt pan)

CLASS 108 **Unfrosted** foam cake angel food, yellow sponge (top crust inverted, if baked in tube or Bundt pan)

GOVE COUNTY 4-H PIE CONTEST

A Grand and Reserve Grand Champion will be chosen from the pie contest entries, if quality is shown in the Jr. Int., and Sr. Divisions.

1. This contest is available for **all** Gove County 4-H members regularly enrolled in the 4-H Food & Nutrition Project
2. **The 4-Her may enter a one or two crust pies of his/her choice. Must have 2 recipes with pie. (To be part of 4 total entries allowed.)**
3. Pies can be auctioned as part of the 4-Her's 2 lots or flats.
4. Pies must be exhibited in disposable pie pans.
5. One Jr., Int., and Sr. Grand Champion will sell at the Livestock Sale with 50% of proceeds going to fair ground improvements. All pies in contest will be placed in ribbon groups as deemed appropriate by the judge
6. Champion Exhibitors will be asked to bake a second (fresh pie) for the Livestock sale.

CLASS 109 One crust **fruit** pie (includes a lattice top)

CLASS 110 Two crust **fruit** pie

CLASS 111 Non-Perishable nut pie class (example: pecan pie)

***CLASS 112** Refrigerated Pie (Pudding, Meringues, Cream, etc.)

***Not Eligible for State Fair**

GARY EVANS MEMORIAL COOKIE JAR CONTEST

This exhibit will consist of assorted cookies appropriate for a cookie jar placed in a clean glass or plastic, wide-mouth jar of 1-gallon capacity. The jar, attractively decorated, will count 40% (cookies should be visible through at least a portion of the jar without disturbing the decorations) cookies 60%. Jar must be filled with only 5 different kinds of cookies, from different batters and doughs. Each cookie should be wrapped separately in clear plastic wrap. Bring 1 of each kind on a paper plate with each cookie individually labeled and wrapped in plastic wrap, so that the judge will not need to open the jar. Plates of cookies will stay on exhibit and not be returned **(To be part of 4 total entries allowed)**.

A Jr., Int., & Sr. Grand and Reserve Champion jar will be selected in (Class 113), if quality is shown. These jars will be auctioned at the Livestock Sale, all other exhibits may be sold at the Food Sale, with 50% of proceeds to go to fair ground improvements. All jars in the contest will be placed in ribbon groups as deemed appropriate by a judge.

All Club Project Cookie Jars (Class 113) will be auctioned at the Livestock Sale if quality is shown. The clubs will receive 100% of the proceeds from club (Class 114) cookie jars auctioned at the Livestock Sale. The Gove County Fair Board will receive 50% of the proceeds from member (Class 113) cookie jars auctioned at the Livestock Sale, to be used for 4-H building & grounds improvements. This designated project will change each year. 4-H members whose jars sell at the Livestock Sale will receive 50% of proceeds to cover the expense of producing the exhibit.

It is recommended that fresh cookies be placed in the cookie jar prior to the auction Thursday evening. Exhibitor must be present to sell jar unless a request is made to the Fair Board prior to the fair.

CLASS 113 4-H Member Cookie Jar (50% of proceeds To Fair Board)

CLASS 114 4-H Club Project Cookie Jar (100% of proceeds to club)

FOOD PRESERVATION

1. Read General Rules.
2. Exhibits must have been preserved since the member's previous year's county fair, and not been exhibited at the previous State Fair. Example: For Fair date July 19, 2020 items canned following that date can be exhibited at this year's fair.
3. Recommended recipes and processing methods must be used. Recipes must be from 1995-Present AND MUST BE ADJUSTED FOR ALTITUDE based on your processing location, or it will be disqualified. Processing methods that will be disqualified include: Open kettle-canning, over canning, sun canning, and using electric multi-cookers (Instant Pot). For more information on electric multi-cookers, see http://nchfp.uga.edu/publications/nchfp/factsheets/electric_cookers.html Untested recipes will be disqualified for food safety reasons. Tested recipe resources include:

- ✿ K-State Research & Extension Food Preservation publications
- ✿ Other University Extension Food Preservation publications
- ✿ USDA Complete Guide to Home Canning
- ✿ So Easy to Preserve, 6th edition, The University of Georgia Cooperative Extension Service
- ✿ Ball Blue Book Guide to Preserving
- ✿ Ball Complete Book of Home Preserving
- ✿ Canning mixes (i.e. Mrs. Wage's, Ball)
- ✿ Pectin manufacturers (i.e. SureJell, Ball)
- ✿ <http://www.rrc.k-state.edu/preservation/recipes.html>

Refer to following K-State Research and Extension publications for more information:

- 4H 712, “Food Safety Recommendations for Food Preservation Exhibits”
(<http://www.ksre.ksu.edu/bookstore/pubs/4H712.pdf> ;
 - MF3170, “10 Tips for Safe Home-Canned Food”
(<http://www.ksre.ksu.edu/bookstore/pubs/MF3170.pdf>;
 - MF3171, “Sassy Safe Salsa at Home”
<http://www.jsre.jsy.edu/bookstore/pubs?MF3171.pdf>;
 - MF3172, “What’s Your Elevation?”
<http://www.ksre.ksu.edu/bookstore/pubs/MF3172.pdf>
 - MF3241 “How to Guide to Water Bath Canning and Steam Canning”
<http://www.bookstore.ksre.ksu.edu/pubs/MF3241.pdf>
 - MF3242 “How to Guide to Pressure Canning”
<http://www.bookstore.ksre.ksu.edu/pubs/MF3242.pdf>
4. Alcohol is **not allowed** as an ingredient in food preservation entries. Entries with alcohol in the recipe will be disqualified and not be judged.
 5. Each exhibit must have the complete recipe and instructions attached with the entry card, or it will be disqualified. Recipe must include exhibitor name, recipe source, date of publication and altitude where food was processed. If using Mrs. Wage’s or Ball mixes, indicate the date the mix was purchased.
 6. **Exhibitors may make two entries per class with a maximum of 4 entries.**
 7. Exhibits must be processed in clean, clear standard canning jars, with matching brand (ex: use Ball lids on Ball jars, or Kerr lids on Kerr jars, etc.) two piece lids. Do not use colored jars, fancy padded lids, fabric over wraps or cozies as they interfere with the judging process. No fancy packs unless recipe states to do so (ex: Pickled asparagus) Jars must be sealed when entered. For food safety reasons, the size of jars used must not be larger than the jar size stated in the recipe (ex: Salsa is canned in pint jars only, no quarts). Note: There are 12-ounce, 24-ounce, and 28-ounce canning jars available and may be used. Use pint jar process recommendations for 12-ounce jars. Use quart jar process recommendations for 24-ounce and 28-ounce jars.
 8. Each jar exhibited must be labeled. The label must not cover brand name of the jar. This label must give:

Class No _____	Product _____
Name _____	
County/District _____	
Altitude where processed _____	Process Time _____
Canning Method: Water Bath OR Pressure	
Dial Gauge (psi) _____	Weighted Gauge (psi) _____
Date processed (month/year) _____	

Templates to make adhesive labels can be found at <https://www.kansas4-h.org/events-activities/fairs/kansas-state-fair/docs/food-preservation/Food%20Pres%20Label%202018%201%20x%202.58.docx>

Hole punch the entry tag and use a rubber band to attach the entry tag and recipe around the top of the jar.

11. If dried food product is not in canning jar, it will be lowered one ribbon rating. Suggested amount: 1/3 – ½ cup, or three or four pieces per exhibit. All meat jerky must be heated to an internal temperature of 160--degrees F before or after drying. This is not the drying temperature. Dried products must include the recipe, preparation steps, and heating instructions. Jerky not heated to an internal temperature of 160 degrees F will be disqualified and not be judged. Heating information can be found in “Dry meat Safely at Home” www.ksre.ksu.edu/bookstore/pubs/MF3173.pdf

12. **4-H member MUST be enrolled in Food Preservation, this project is not part of the Foods & Nutrition.**

CLASS 115	One jar sweet spreads (Fruit and/or Vegetables), or syrup
CLASS 116	One jar fruits, juices, Fruit mixtures (Salsa, Pie Filling, etc.)
CLASS 117	One jar low acid vegetables (green beans, corn, etc. or vegetable mixtures.)
CLASS 118	One jar pickles (Fruit or Vegetable) Fermented Foods and relishes and Chutney
CLASS 119	One jar tomato/tomato products Tomato Juice and Tomato Salsas; (Salsa in pints only, no quarts)
CLASS 120	Canned meats- one jar
CLASS 121	Dried foods – One Small Jar

GEOLOGY AND LAPIDARY

Location: 4-H Building

Judging Date: Tuesday, July 20th, 10 a.m.

Category: Miscellaneous Project Judging

Text Message Notification on Project Judging Time

1. The exhibit box should be 18" x 24" x 3 ½ ". **Plexiglass covers are required. Boxes with glass covers WILL NOT be accepted.** All specimens are to be arranged across the narrow (18") dimension of the exhibit box, making the exhibit 18" across the top and 24" deep exactly. If a box has a sliding Plexiglas cover, it must be removable from the top. Screws, locks, or other devices that would prevent judges from removing the cover should not be used.
2. Each exhibitor is required to identify each display box by placing an identification label bearing name, county, and number of specimens in the upper left-hand corner of the **Plexiglass** cover (inside-use clear double-sided tape to adhere gummed labels), and by attaching a label with the same information on the lower right corner of the box (outside).
3. Exhibitor may enter in both geology and lapidary classes. Exhibitor may show in only one of the first four geology classes (131, 132, 133, and 134). Exhibitor may also show in geology class 135 (special exhibit), 136 Mineralogy, 137 Fossils and in one lapidary class.
4. Geology specimens should be labeled with the number of specimen, date collected, specimen name or description, and locality (county only) where collected.
5. For the geology classes 131, 132, 133, 134, and 135, specimens should be mounted in the box by proper groups: rocks, minerals, fossils. Fossils must be identified to the Phylum, Class and Genus level. Genus name is to begin with a capital letter. Species name is all lower case. Genus and species names must either be italicized or underlined, not both. The words "phylum, class, genus" on labels are to be spelled out, not abbreviated. More than one specimen of the same kind of rock or mineral or species of a fossil may be exhibited if this duplication represents **different** geological formations. Specimen label must show this distinction (Fort Hays limestone, not just limestone; calcite from the Greenhorn Formation, not just calcite; Phylum: Brachiopoda Class: Articulata Genus: Composita from the Morrill Limestone Member, not just Phylum: Brachiopoda Class: Articulata Genus: Composita.

6. For geology classes 131, 132, 133, 134, and 135 all specimens must be collected by the participant (not purchased) from locations in Kansas, with the exception of Tri-State Mining Area specimens collected from these three adjacent counties: Ottawa County, OK; Newton and Jasper Counties, MO. Other out-of-State specimens will not count in the minimum number for the class, nor will they be considered in the judging.

GEOLOGY CLASSES

CLASS 131 Geology- Display at least 15 rocks, minerals, and fossils collected during the current 4-H year. Limited to one exhibit box. Only those exhibiting at the county fair for the first time may enter this class.

CLASS 132 Geology- Display at least 30 different rocks, minerals, or fossils, at least 5 of each. **Fifteen must be collected during the current 4-H year.** Limited to one exhibit box. This class is open to those exhibiting either their first or second time at the county fair.

CLASS 133 Geology- Display at least 45 rocks, minerals, or fossils, at least 5 of each. **Fifteen must be collected during the current 4-H year.** Exhibit limited to two boxes. This class is open to those exhibiting the third or fourth time at the county fair. Identify the rocks as igneous, metamorphic or sedimentary. These rock types must be spelled out on label or have a legible key.

CLASS 134 Geology- Display at least 60 rocks, minerals, or fossils, at least 5 of each. **Fifteen must be collected during the current 4-H year.** Exhibit limited to two boxes. This class is open to those exhibiting the fifth time or more at the Fair. Identify the rocks as igneous, metamorphic or sedimentary. These rock types must be spelled out on labels or have a legible key

CLASS 135 Geology Educational Exhibit- Exhibit relating to everyday living; or to a mineral test, a rock formation, geological history, species of a fossil, forms of one mineral, a variation of one kind of rock, archaeological artifacts, or Indian artifacts. Exhibit limited to 4 feet of table space. **Care should be taken to use durable materials that will withstand Fair conditions.** Exhibitor may show in the class regardless of number of times he/she has exhibited at Fair or whether exhibitor has entries in classes 131, 132, 133, 134, and 135. Exhibitor may also exhibit in lapidary class.

CLASS 136 Mineralogy- Display a minimum of 15 mineral specimens collected in Kansas, at least 5 of which have been collected during the current 4-H year. The minerals are to be grouped by mineral class (i.e.: Carbonates, Oxides, Silicates) and at least 3 classes must be represented. The member must use one standard display box (see #1). The specimens must be labeled with the number of the specimen, date collected, name of specimen, county where collected and chemical composition (i.e.: CaCO₃ for calcite) if known.

CLASS 137 Fossils. Display a minimum of 15 fossil specimens collected by the participant in Kansas, at least 5 of which have been collected during the current 4-H year. The fossils are to be grouped by Phylum and Class, and at least 3 phyla must be represented (Brachiopoda, Chordata, Mollusca, etc.) The member must use one standard display box (see #1). The specimens must be labeled with the number of the specimen; date collected; county where collected; formation, member, or source; phylum, class, and genus or part; and geologic age (Cretaceous, Permian, Pennsylvanian, etc.) See #5 for additional fossil labeling expectations.

LAPIDARY CLASSES

The lapidary will be judged on the following criteria:

WORKMANSHIP AND CONTENT – 60 pts.

PRESENTATION AND SHOWMANSHIP-30 pts.

ACCURACY OF INFORMATION – 10 pts.

All lapidary specimens should be labeled with the following information:

- Specimen name
- Place of origin (country, state, or county; county required for Kansas specimens)
- Purchased or self-collected
- Date lapidary treatment began
- Date lapidary treatment completed (Treatment completed after the State Fair is considered a new year specimen).

CLASS 138 Lapidary. Display at least 5 varieties of polished (tumbled) specimens and 5 varieties of unpolished specimens that have not yet received lapidary treatment. These do not have to be an example of “before and after”, nor do they have to be self-collected. Locales must be identified. Only those exhibiting lapidaries at the State Fair for the first time may exhibit in this class.

CLASS 139 Lapidary. Display before-and-after examples of at least 3 varieties of specimens, at least 2 tumble-polished and 2 unpolished of each. There is no requirement that the 4-H'er collect any of these. Locales must be identified. Lapidary work should be done during the current 4-H year.

CLASS 140 Lapidary. Display before-and-after examples of at least 6 varieties of specimens, at least 2 tumble-polished and 2 unpolished of each. At least two varieties should be collected from the native site by the 4-H'er, at least one of which comes from Kansas. Locales must be identified. Lapidary work on at least three varieties should be done during the current 4-H year.

CLASS 141 Lapidary. Display before-and-after examples of at least 9 varieties of specimens, at least 2 tumble-polished and 2 unpolished of each. At least three varieties should be collected from the native site by the 4-H'er, at least two of which comes from Kansas. Locales must be identified. Lapidary work on at least three varieties should be done during the current 4-H year.

CLASS 142 Lapidary. Exhibit at least 6 specimens that have not previously been exhibited, which have received lapidary treatment. Lapidary treatment may consist of polishing, and end, face, or flat lapping. Specimens must represent at least 3 different varieties and include at least three cabochons of any size or shape, only one of which may be free-formed. A cabochon is a style of cutting in which the top of the stone forms a domed or curved convex surface. Three of the specimens must be mounted into jewelry findings.

*Special lapidary exhibits should be entered in CLASS 142. Please note that each member is limited to one entry in this class.

HEALTH AND WELLNESS

Location: 4-H Building

Judging Date: Tuesday, July 20th, 10:00 a.m.

Category: Miscellaneous Project Judging

Text Message Notification on Project Judging Time

(*Not eligible for State Fair)

BICYCLE

(*Not eligible for State Fair)

***CLASS 150** Bicycle 1 - 7–10-year-olds, beg.

***CLASS 151** Bicycle 2 – 11–13-year-olds, int.

***CLASS 152** Bicycle 3 – 14-18, adv.

***CLASS 153** Display, poster, notebook, etc.

HEALTH & FITNESS

***CLASS 154** Display, Poster, Notebook, Etc.

OUTDOOR ADVENTURES

***CLASS 155** Display, Poster, Notebook, Etc.

RECREATION

***CLASS 156** Notebook and/or miscellaneous Exhibit

HOME ENVIRONMENT

Location: 4-H Building

Judging Date: Tuesday, July 20th, 10:00 a.m.

Category: Miscellaneous Project Judging

Text Message Notification on Project Judging Time

(*Not Eligible for State Fair)

1. Read General Rules.
2. Articles may have been used, but if so, shall be carefully laundered or cleaned and ironed before being exhibited.
3. Only articles to be judged may be included in the exhibit.
4. A single article cannot be exhibited as part of a group exhibit or vice versa.
5. Each exhibitor is to bring a table for exhibit if necessary.
6. Home Environment exhibits are to be in place by 6:00 p.m., Monday July 19, 2021.
7. See caution on page 8 regarding copyrighted materials.
8. A summary including plans, explanation of how the items was made or refinished, and how it fits into the color and design of the room. Summary could also include project inspiration, challenges, who helped you, and any other information that could be helpful to the judge.
9. Summary should be in a plastic protective sleeve and attached to exhibit.
10. Projects with missing or insufficient summary will be lowered one ribbon placing (i.e. a blue ribbon exhibit will receive a red ribbon).
11. Exhibits should be of high quality (as compared to quick, simple crafts), suitable for use in the home several months throughout the year. Holiday-specific items are discouraged.

Group Exhibit (*Not Eligible for State Fair)

***CLASS 160** Group exhibit shall be accompanied by the Home Environment record sheet and the story required as a part of that record, plus the color scheme and floor area record. Also include a long-term plan for your improvements and a cost record of improvements made up to the current year. Don't include current year's cost. They are on current year's record. Included different articles that can effectively represent work in project and pleasingly fill display space. (3-5 articles suggested)

Single Exhibit

CLASS 161 Single Exhibit. An article (furniture, fixtures, interior or exterior, etc) made or refinished by the 4-H member for the home. Must include attached summary

CLASS 162 Design Board. Design Board. Boards must be on foam core or a standard tri-fold display. Include: color scheme, wall treatments, floor treatment, samples, etc. and/or floor plan for a room. Must include attached summary.

CLASS 163 Notebook. Notebooks may include floor plan, swatches, colors, stories, photographs, and project records which detail what was accomplished this year with a given indication of long-term plans. Notebooks should also include project inspirations, challenges, who helped you, and any other information that could be helpful to the judge. Additional summary is not required for Notebook exhibits.

INDIVIDUAL AND COMMUNITY RESOURCES

Location: 4-H Building

Judging Date: Tuesday, July 20th, 10:00 a.m.

Category: Miscellaneous Project Judging

Text Message Notification on Project Judging Time

Citizenship (*Not eligible for State Fair)

Notebook and/or miscellaneous exhibit in all classes.

***CLASS 165** Me, My Family and Friends

***CLASS 166** My Clubs and Groups

***CLASS 167** Public Adventures

***CLASS 168** My Government

***CLASS 169** My Heritage

***CLASS 170** My Neighborhood

***CLASS 171** The World Around Me

***CLASS 172** People and Customs of the World

Exploring 4-H (*Not eligible for State Fair)

***CLASS 181** Notebook and/or miscellaneous exhibit made for project

Leadership (*Not eligible for State Fair)

***CLASS 182** Leadership Level 1 – 7–10-year-olds

***CLASS 183** Leadership Level 2 – 11–13-year-olds

***CLASS 184** Leadership Level 3 – 14–18-year-olds

Public Speaking (*Not eligible for State Fair)

***CLASS 185** Notebook and/or miscellaneous Exhibit

Reading(*Not eligible for State Fair)

***CLASS 186** For Enjoyment- Notebook and/or miscellaneous exhibit

***CLASS 187** For Enrichment- Notebook and/or miscellaneous exhibit

SELF-DETERMINED PROJECTS

Location: 4-H Building

Judging Dates: Tuesday, July 20th, 10:00 a.m.

Category: Miscellaneous Project Judging

Text Message Notification on Project Judging Time

(*Not eligible for State Fair)

1. This project is designed to display exhibits that do not have a designated project area. Block construction projects have been moved to STEM-Architectural Block Construction. Please see that area for those exhibits instructions.

***CLASS 189** Exhibit project you have designed.

***CLASS 190** Exhibit project made from kit.

PERFORMING ARTS

Location: 4-H Building

Judging Dates: Tuesday, July 20th, 10:00 a.m.

Category: Miscellaneous Project Judge

Text Message Notification on Project Judging Time

(*Not Eligible for State Fair)

***CLASS 205** Display, Poster, Notebook, Etc.

PET SHOW

Location: Gove County Fair Grounds Barns
Judging Date: Wednesday, July 21st, 3:00 p.m.
Category: Pets, Rabbits, Dogs, & Poultry

All pets will be checked in on Wednesday, July 21st starting at 2:00 p.m. A recent veterinary check up including papers will be required as part of registration. Please make sure you provide papers when checking in animals.

A schedule is sent pre-fair in family newsletter. All pets should have a litter box, water pan, food pan and something for it to lay on if appropriate. Exhibit scoring will be as follows: Animal - 60%; Cage 10%; Record and Story - 30%

HAND PETS

(*Not eligible for State Fair)

1. Hand pets must be in crates or cages, etc.
 2. **REQUIRED: Please bring completed record sheet and story to show the judge (for dogs and all pets).** (all record sheets are available at: <http://www.goldenprairie.k-state.edu/4-h/gove-fair.html> under County Fair Forms. **If a record sheet and story does not accompany exhibit the Hand Pet will not be allowed to show.**
 3. Members may exhibit two Hand Pets per class.
 4. Judging will take place in Exhibit Building.
- ***CLASS 210** Rabbits (**Not market rabbits**) -Not eligible for Sale)
***CLASS 211** Guinea Pigs
***CLASS 212** Hamsters
***CLASS 213** Gerbils
***CLASS 214** Other

CATS

1. All kittens must be between 4 - 8 months old.
2. No PREGNANT females beyond their 4th week of pregnancy
3. All cat's nails must be clipped before the show.
4. All cats must have rabies and distemper shots. Rhinotracheitis shots are strongly recommended for your cat's protection.
5. Cats must be in crates or cages, etc.
6. **Members must present a certificate from a veterinarian showing cat has had rabies and distemper shots.**
7. **If the cat does not have shots and certificate, it will not be allowed to show.**
8. **REQUIRED: Please bring completed record sheet and story to show the judge (for dogs and all pets).** All record sheets are available at: <http://www.goldenprairie.k-state.edu/4-h/gove-fair.html> under County Fair Forms. **If a record sheet and story does not accompany exhibit the Cat will not be allowed to show.**
9. Cats will be judged on tarter on teeth, clean eyes, clean ears, nails clipped, shampooed or clean, condition of fur and general health and temperament of cat.

10. Members may exhibit two cats per class.
11. Cats should be carefully checked for ear mites before bringing to the fair. Please do not bring animals with mites, so other animals do not get contaminated.

(*Not eligible for State Fair)

***CLASS 215** Longhair kitten - 4 - 8 months old

***CLASS 216** Shorthair kitten - 4 - 8 months old

***CLASS 217** Longhair adult cat

***CLASS 218** Shorthair adult cat

AQUARIUM PETS

1. Aquarium pets must be in crates, cages, tanks, etc.
 2. **REQUIRED: Please bring completed record sheet and story to show the judge (for dogs and all pets).** (All record sheets are available at: <http://www.goldenprairie.k-state.edu/4-h/gove-fair.html> Under County Fair Forms. **If a record sheet and story does not accompany exhibit the Aquarium Pet will not be allowed to show.**
 3. Members may exhibit 2 aquarium pets per class.
- *CLASS 219** Fish
- *CLASS 220** Tadpoles, Toads, Frogs, and Salamanders
- *CLASS 221** Snakes, Turtles, and Lizards
- *CLASS 222** Other

PLANT SCIENCE

Location: 4-H Building

Judging Date: Tuesday, July 20th, 10 a.m.

Category: Horticulture (Horticulture Judging) Forestry & Field Crops (Miscellaneous Projects Judging)

Horticulture Judging will not have sign up sheet & Forestry/Field Crops Judging will have Text Message Notification on Project Judging Time

FIELD CROPS

1. Products exhibited in this division must have been grown by the 4-H member in the current year, except for soybean seed and edible field bean seed.
2. Exhibits should be as mature as possible.
3. A 4-H member may exhibit a maximum of one entry per class.
4. Every entry must be identified by hybrid or variety name.
5. All classes calling for a gallon sample may have a 2 ½" x 3" in diameter cylinder placed in a glass gallon container to reduce the amount of grain to about three quarts.
6. **Official Crop Data Cards may be obtained from the Extension Office. The cards must be completed prior to entry and must accompany entry.**

CORN: Ten Ear Exhibit

CLASS 230 White. Variety or hybrid must be named.

CLASS 231 Yellow. Variety or hybrid must be named.

SORGHUM: Ten Head Exhibit

CLASS 232 Hybrid grain sorghum. Hybrid must be named.

CLASS 233 Hybrid forage sorghum. Exhibit to consist of one gallon sample; no roots. Hybrid must be named.

CLASS 234 Other forage sorghums. Exhibit to consist of the entire plant; no roots. Variety must be named.

WHEAT: One Gallon Sample
CLASS 235 Variety or hybrid must be named.

SUNFLOWERS

CLASS 236 Confectionery or Oil seed heads. 3 heads must be submitted.
CLASS 237 Confectionery seeds or Oil seeds in jar. 1 gallon jar must be submitted.

OTHER CROPS

CLASS 238 Oats: Exhibit to consist of one gallon sample. Variety must be named.
CLASS 239 Barley: Exhibit to consist of one gallon sample. Variety must be named.
CLASS 240 Alfalfa Seed: Exhibit to consist of one gallon sample. Variety must be named.
CLASS 241 Alfalfa Hay: Exhibit to consist of one flake or slice from a rectangular bale, or a 10" section cut from a round bale. The flake or slice should be approximately 6" in thickness and tied in two directions. Variety must be named.
CLASS 242 Grass Hay: 10" flake or slice, 6" thick and tied in two directions. Variety must be named.
CLASS 243 Brome Grass: Exhibit to consist of one gallon sample of seed.
CLASS 244 Other Tame Grasses: Exhibit to consist of one gallon sample of seed.
CLASS 245 Soybeans: Exhibit to consist of one gallon sample of seed from most recent harvest. Variety must be named.
CLASS 246 Soybeans: Bundle of five plants (with root intact) from most recent harvest. Variety must be named.
CLASS 247 Edible field beans: Exhibit to consist of one gallon sample of seed from most recent harvest.
CLASS 248 Edible field beans: Bundle of five plants (with roots intact) from most recent harvest.
CLASS 249 Miscellaneous Crops: Exhibit to consist of one gallon sample of seed or 10 heads produced from current project. Variety must be named.
CLASS 250 Bin Run Wheat: Must be COMBINE RUN ONLY. Exhibit will consist of one gallon of wheat displayed in a clear glass jar. It will be accompanied by a sheaf of wheat consisting of approximately 100 heads harvested at approximately 18" in length. Bin Run Wheat will be judged by the following criteria:

PROTEIN.....	300 POINTS
GENERAL APPEARANCE OF GALLON SAMPLE.....	150 POINTS
TEST WEIGHT.....	300 POINTS
DOCKAGE FACTOR.....	150 POINTS
APPEARANCE OF SHEAF WHEAT.....	50 POINTS
COMPLETENESS OF OFFICIAL CROP DATA CARD.....	<u>50 POINTS</u>
TOTAL	1,000 POINTS

WHEAT VARIETY PLOT DISPLAYS

The free-standing displays must not exceed the overall dimensions of 36" wide x 36" high x 18" deep (measure on the outside). Care should be taken to select durable materials that will withstand Fair conditions. Displays must not require the use of electricity. If booth exceeds overall dimensions, ribbon placing will be dropped one place.

1. Minimum age for exhibitors is 9 years old before January 1 of current year.
2. Members must use wheat varieties provided in the display, but may include more if desired.

Basis for Awards:

1. Educational Value.....70%

Is the main idea of the display specific? Was the title or theme emphasized? Is the idea presented so clearly, so simply, so forcefully, that it will stop the casual observer? If the passerby stopped, did the display give the observer additional facts in a clear, concise way? For example, varietal differences in wheat, economic gains from adoption of desirable practices, etc.

2. Quality of Display Material.....30%

Size, style and neatness of lettering. Proportion of models and lettering balanced. Workmanship, including handouts, if used. Charts, models and lettering used effectively to teach ideas. Colorful artistic, neat and well balance.

CLASS 251 Wheat Variety Plot Displays

FORESTRY

1. Read General Rules.
2. All leaf exhibits (except Class 121) are to be mounted on 8 ½" x 11" heavy stock paper and placed in loose-leaf binders. (Magnetic or adhesive filler sheets for photographic prints or sheet protectors are recommended.) Twigs and fruit collections may be exhibited in whatever manner you choose (maximum exhibit size 3' x 4'). Resources for exhibiting are located on the Kansas 4-H forestry project page: <https://www.kansas4-h.org/projects/agriculture-and-natural-resources/plant-sciences/forestry.html>
3. Name, club, age, and year in project should be on front cover or in a prominent location.
4. Leaves should be identified with an appropriate label located near the leaf on the same page. These labels should include (1) the proper common name as listed in the 4-H Bulletin 334, "List of Native Kansas Forest Trees" <https://bookstore.ksre.ksu.edu/pubs/4H334.pdf> (2) location (city, and/or county) where collected; and (3) date (day, month, year) or (month, day, year) collected.
5. Intermediate Forester. Exhibit only in phase(s) enrolled.
6. Senior Forester enrolled in Self-Determined can exhibit in Self Determined Forestry at the State Fair.
7. Divide specimens into the following two sections: Native Kansas Trees, and Non-Native Trees.
8. New specimens are those specimens collected during the current 4-H year and cannot be a duplicate tree species of previously displayed specimens.
9. Group specimens according to the years collected (ex. "old-previous years" and "new")
10. Variations of varieties do not count as different species or specimens.
11. When replacing previously displayed samples, due to degradation, improper mounting, or incorrect identification, the specimen label must also be updated. Replacements do not count as new specimens. Replacements should be displayed in the "old previous" section of the display.
12. If you retrieve information on your forestry exhibit, you must include a reference citation to the source.
13. In leaf collections, (Jr. and Int. Forester), exhibit on complete leaf where possible. If leaf is too large, exhibit as much as possible. Sketch in reduced scale the entire leaf and illustrate where the exhibited portion is from. Note: A "leaflet" is incorrect when displayed as the complete leaf for the tree.
14. All work must show originality. Leaf collection displays should not closely resemble work done by other in the same club.

Knowing Trees as individuals (Leaf Collections)**

CLASS 252 Forestry Collection: (Choose either A or B) Only those exhibiting at the fair for the first year may enter this class

- A. Exhibit a minimum of 10 different leaves from native Kansas trees collected within the year. Exhibit can include non-native leaves in addition to the required number of leaf specimens collected from native Kansas trees.
- B. Exhibit a minimum of 5 native Kansas trees showing leaf, twig and fruit from each species.

CLASS 253 Forestry Collection (Choose A or B) This class is open to those exhibiting either for the first or second time at the fair.

- A. Exhibit a minimum of 20 different leaves (including 10 new specimens) from native Kansas trees. Exhibit can include non-native leaves in addition to the required number of leaf specimens collected from native Kansas trees.
- B. Exhibit a minimum of 10 native Kansas trees showing leaf, twig, and fruit from each species collected. This exhibit must include 5 new leaf, twig and fruit specimens.

CLASS 254 Forestry Collection: (Choose either a or B) This class is open to those exhibiting either for the third or fourth time at the fair.

- A. Exhibit a minimum of 30 different leaves (including 10 new species) from native Kansas trees. Exhibit can include non-native leaves in addition to the required number of leaf specimens collected from native Kansas trees.
- B. Exhibit a minimum of 15 native Kansas trees showing leaf, twig and fruit from each species collected. This exhibit must include 5 new leaf, twig and fruit specimens.

CLASS 255 Forestry Collection (Choose either A or B) This class is open to those exhibiting the fifth time or more at the fair.

- A. Exhibit a minimum of 40 different leaves (including 20 new specimens) from native Kansas trees. Exhibit can include non-native leaves in addition to the required number of leaf specimens collected from native Kansas trees.
- B. Exhibit a minimum of 20 native Kansas trees showing leaf, twig, and fruit from each species collected. This exhibit must include 10 new leaf, twig and fruit specimens.

**Exhibit one complete leaf where possible. Where leaf is too large, exhibit as much of terminal portions as possible. Sketch in reduced scale the entire leaf and illustrate where the exhibited portion comes from.

How A Tree Grows

CLASS 256 Notebook: Entry may include a project notebook with 10 or more seeds collected with pictures showing a germination study or a mounting of a thin section of wood cut from the end of a log or top of stump labeled with information such as kind of wood and age of tree when cut or exhibits an illustration of how a tree grows.

Tree Appreciation

CLASS 257 Notebook: Entry may include a research or reporting project notebook with no more than 10 pages based on the exhibitor's selected tree. This notebook may include sketches, drawings, pictures, a story, or any other things which will help tell about the tree you have selected.

Growing and Protecting Trees

CLASS 258 Display/Notebook: Entry requires a display, or project notebook talking about project and pictures before, during, and after planting seedlings, a container tree, or a balled and bur lapped tree. Maximum tri-fold size is 3' x 4'.

Tree Culture

CLASS 259 Display/Notebook: Entry requires a display, or project notebook, showing your project work and includes pictures of before, during and after wood lot for improvement. Maximum tri-fold size is 3' x 4'.

How Forests Serve Us

CLASS 260 Entry may include collected wood samples (all or partial) and 2page essay. Wood sample display to be mounted on poster board or any stiff material no larger than 3' x 4'. Essay should be displayed in a covered binder.

Educational/Creative Exhibit

CLASS 261 Entry must be directly related to tree identification or Forestry. Type of exhibit is open (notebook, poster, collection box, etc.) given a maximum size of 3' x 4'. Care should be taken to use durable materials that will withstand Fair conditions. This is a good class to exhibit an unusual collection.

HORTICULTURE

1. Read General Regulations.
2. Products exhibited in this division must have been grown by the club member in the current club year.
3. Exhibits should be as mature as possible.
4. There will be a flower show at State Fair.
5. Horticulture exhibits will be divided into a Jr. (7-10), Int. (11-13), and Sr. (14-18) division as of January 1, of the current year.
6. **There are now two divisions of Horticulture. There will be a Vegetables/Fruits Division and a Flowers/Foliage Division. Each division will have a Jr., Int., & Sr. Grand & Reserve Champ.**
7. All materials should be grown and collected rather than purchased.
8. Information about exhibiting produce is available online in the publication "Exhibiting Fruits and Vegetables" available at <http://www.ksre.ksu.edu/bookstore/pubs/c405.pdf>
9. A county fair exhibitor earning a purple ribbon for an "out of season" vegetable/fruit/herb (i.e., early peas) may substitute another vegetable/fruit/herb (i.e., pumpkins) in its place at the State Fair.

Vegetables

CLASS 262 Vegetable Garden Display – Each exhibitor in this class will be limited to four square feet of space. The Garden Display must be exhibited in a tray, basket or container that can be easily moved by the fair staff. Exhibit consists of five different types of fresh vegetables or fruits. Canned products and shelled vegetables are not acceptable. Only one variety of each type of vegetable or fruit may be exhibited. The numbers of the five types of vegetables or fruits to be exhibited are as follows:

Large Vegetables - one each - Cabbage, Cantaloupe, Eggplant, Large Pumpkin, Squash, Watermelon.

Medium Vegetables - five each - Beets, Carrots, Cucumbers, Decorative Gourds, Potatoes, Miniature Pumpkins, Okra, Onions, Peppers, Radishes, Sweet Potatoes, Tomatoes, or other similar sized vegetable.

Small Vegetables - twelve each - Green snap beans, wax beans, English peas, or other similar sized vegetables.

Small fruits (One half pint box) – Strawberries, blackberries, raspberries, or other similar sized fruits.

Tree Fruits (5 each) – Apples, pears, peaches, or similar sized fruits.

Grapes (2 bunches).

CLASS 263 Small vegetable specimen plate (12 each) Ex. Green snap beans, yellow wax beans, and other small vegetables.

CLASS 264 Medium vegetable specimen plate (5 each) Ex. Cucumbers cherry tomatoes, tomatoes, beets, white onions, yellow onions, red onions, bell peppers, other peppers, okra, parsnips, radishes, turnips, sweet potatoes, red potatoes, white or Russet potatoes, carrots, miniature pumpkin, decorative gourds, or other medium vegetables.

CLASS 265 Large vegetable specimen plate (1 each) Ex. Watermelon, summer squash, winter squash, large type pumpkin, eggplant, cabbage, cantaloupe, other large vegetable.

CLASS 266 Fresh Culinary Herbs (**6 each**) Ex: parsley, basil, dill, etc. Six stems (or a comparable quantity) of ONE VARIETY of fresh herbs must be exhibited in a disposable container of water. Dried herbs are not accepted.

CLASS 267 Small fruits (one half pint box) Ex. Strawberries, blackberries, raspberries, or other similar sized fruits. (if other, please include name of fruit on entry)

CLASS 268 Tree Fruits (plate of 5) Ex. Apples, pears, peaches, or similar sized fruits.

CLASS 269 Grapes (plate of 2 bunches)

Flowers/Foliage/House Plants

1. It is recommended that flowers and arrangements be in disposable containers (single stems in plastic bottles, arrangements in disposable plastic, etc. **If a non-disposable clear with no slogan's container is used, mark it plainly with your name and county.** The Fair Board is not responsible for the loss or damage of any vases or containers. Containers cannot be picked up until exhibit release.
2. All plant materials should be grown and collected rather than purchased. Entries should not take over one square foot of table space.
3. Potted plants are not accepted for Kansas State Fair entries. They are accepted at local fair units.
3. After judging has occurred it is acceptable for the 4-Her to replace wilted flowers with a fresh one to be on display during the rest of the fair. The flower must be the same or as close as possible to the original entered. Exhibitor is responsible for watering exhibits. Information about exhibit flowers can be found online in the publication "Preparing Cut flowers for Exhibit", available at <http://www.ksre.ksu.edu/pubs/4H826.pdf>

CLASS 270 Annual Garden Flower, cut specimen, single stem.

CLASS 271 Perennial Garden Flower, cut specimen, single stem.

CLASS 272 Fresh Flower Arrangement

CLASS 273 Dried Flower Arrangement, no fabric or plastic material allowed.

CLASS 274 Potted Plant Arrangement * *Not State Fair Eligible*

CLASS 275 Horticulture Notebook - Entry shall consist of a notebook or three ring binder of written narrative describing a horticulture project such as a landscape design, landscape installation, lawn renovation, water garden, flower garden, vegetable garden, lawn mowing service, landscape maintenance business, farmer's market business, or another horticultural project. 4-Hers are encouraged to include photographs, illustrations and/or landscape drawings that help explain work done by the member. Photos taken from the same location before, during and after the completion of the project are particularly helpful. Exhibitor may enter one horticulture notebook. Horticulture notebook scoring is based on the following criteria: Organization and General Appearance (neat, includes title page and table of contents, original, creative, etc.) 20%, Narrative (including goals, successes, failures, etc.) 40%, General Content (subject matter, photos, maps, knowledge gained, etc.) 40%

PHOTOGRAPHY

Location: 4-H Building

Judge Date: Monday, July 19th, 4:30 p.m.

Category: Photography

Sign up for Judging Spots via FairEntry System

1. Black and white prints and color photographic, prints and/or videos may be exhibited at State Fair. Prints must be exhibited in the same format in which they exhibited at the local fair (ex: If a print was exhibited as a color print at the local fair it must be exhibited as a color print at the state fair. The same applies for black and white prints.)
2. **EACH EXHIBITOR WILL BE LIMITED TO 5 TOTAL ENTRIES.** Each class will have a set limit of prints. Exhibitor must choose to make the 5 total entries.
 - **Class 280, 281, & 282 - 3 per exhibitor**
 - **Class 283 - 2 per exhibitor**
 - **Class 284, 285, 286, & 287- 1 per exhibitor**
3. Photographs entered must be the result of the current year's project work by the 4-H member. Photos must be taken by the 4-H Member (exhibitor).
4. Photos are to be mounted across the narrow (11") dimension of an 11" x 12 ½" sheet of white or cream studio matte board. Do not use foam core board. Photos mounted on poster board will not be displayed.
5. Remove white border from the enlargement before mounting. All photos must be no larger than 8" x 10" and no smaller than 7" x 9", after trimming.
6. Photos must be mounted with the top edge of the print 1" below the top of the mount. The sides of the print must be equal distance from the two sides of the mount.
7. A permanent mount must be made by using photographic adhesive. **The Extension Office has photo matte boards and plastic sleeves to purchase.**
8. No lettering, including dates, is permitted on the front of the mount or on the photo. No under lays or borders are to be used.
9. To protect exhibits from dust and moisture, place mounted photo protective plastic bag.
10. On the back of the mount, write: The exhibitor's name, address, and location where the photograph was taken.
11. **Improperly mounted photos, oversize or undersize photos or photos with the white borders not removed or lettering (including dates) on the photo, will be awarded a ribbon one placing lower than the placing determined by the official judges.**
Mounting Instructions on next page.
12. Photographs taken with a digital camera and having no more adjustments than exposure, color intensity or correction, one click filter effects, red eye removal, cropping, dodging and burning should be entered in the standard color or black and white classes. HDR photos are to be entered in the standard photo class.
13. Digital Composite Image: Finished photo must be created from two or more original images photographed by exhibitor. HDR photos do not qualify for this class. Photos will be judged on photographic merit as well as manipulation technique and process.
14. The black and white class of for black and white prints only. Monochromatic prints, including sepia prints are considered color photos and must be entered in the appropriate color photo class.

15. Appropriate photo subject matter: Photographic subject matter is expected to follow 4-H standards. For a sense of prohibited subject matter, review the Kansas 4-H member Code of Conduct; in general, if it is not allowable at a 4-H event, it is not allowable in a 4-H photograph at the county fair.
16. Photos with live subject(s) on railroad right of way or taken from railroad right of way property will not be displayed in Kansas 4-H Photography and will be **disqualified and not judged**
17. Copyright protections must be observed.
18. Decisions as to display and/or penalties will be made by the superintendent responsible.

- CLASS 280** Color photos taken by a 4-H member with 3 years or less in the project.
- CLASS 281** Color photos taken by a 4-H member with 4 - 7 years in the project.
- CLASS 282** Color photos taken by a 4-H member with 8 or more years in the project.
- CLASS 283** Black and white photos - all levels of experience. (Black and white prints only)
- *CLASS 284** Album consisting of (23 pictures - Unit 1); (30 pictures, no slides - Unit 2); 30 pictures, prints or slides - Unit 3); (40 pictures - Unit 4). Enter black and white or color pictures which meet project requirements. (*Not eligible for State Fair)
- CLASS 285** Digital Composite Image - Photo must be created from two or more originals taken by the exhibitor. Exhibitor must include a second 11 x 12-1/2 matte board (Explanation Board) mounted with standard size prints of the original photos, 3 x 5 card(s) explaining what manipulation was done and a standard size print of the final photo. Optional, may include prints of editing steps. Photos showing editing steps may be layered. Please put name and Extension Unit on the front of the second board. Explanation Boards will be displayed along with the finished board. Place both matte boards in the same protective plastic bag. **Note: See rule 13 above for definition.**

Portfolio Classes

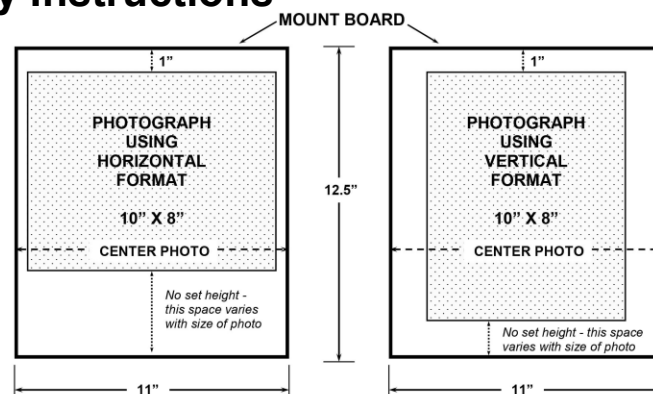
CLASS 286 - Growth Portfolio

1. Member must have been enrolled in Photography project for five (5) years or more.
2. Exhibit will consist of 5 (five) photos - one from each of the past 5 years of enrollment. Each photo must have been created in a different year and must be labeled with year taken and which year of enrollment it represents.
3. Photos must be 8" x 10" and may be color or black and white.
4. An information sheet must accompany each photo giving brand and model of camera used to create the photo. The settings for focal length, aperture, mode and shutter speed must also be listed.
5. Skill set used to create the photo must be given and explained. Main goal for each year should be listed.
6. Beginning with photo 2, member description of GROWTH in project skill must be included on information sheet.
7. Exhibit will consist of photos arranged in chronological order of enrollment, information sheet on each photo, and all information listed in #6 and #7. A portfolio book will be required.

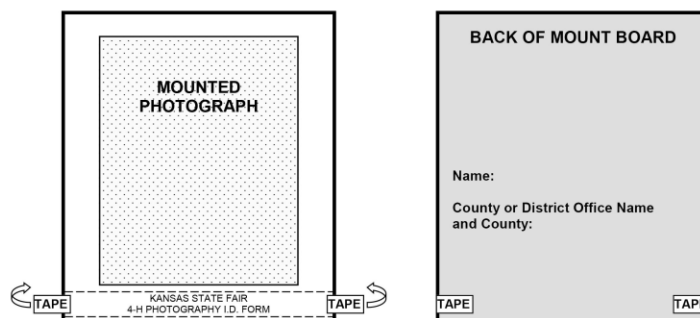
CLASS 287 - Career Portfolio

1. Member must have been enrolled in Photography for 5 (five) or more years OR member must be age 15 -19 and been enrolled in photography for at least two (2) years.
2. Exhibit will consist of ten (10) 8 x 10 photos showing skill development in one of the following photography areas: Portraiture, Special Effects (not done with computer), Landscape, Photo Journalism, Black and White, Nature/Wildlife or Graphic Design (computer skills with photos). Photos may have been created over multiple project years.
3. Photos may be color except if Black and White option is chosen.
4. An information sheet must accompany each photo giving brand and model of camera used to create the photo. The settings for focal length, aperture, mode and shutter speed must also be listed.
5. A one page summary should accompany the portfolio listing the goal for pursuing this area of photography and what skills were learned while doing so. Mentors should be acknowledged. Career exploration can also be described.
6. Exhibit will be presented in a notebook designed for portfolio review with pages for required information from #4 and #5.

Photo Display Instructions



NOTE: Use only adhesives designed for permanent photography mounting. Do not use rubber cement or other household glues (white glue, etc.).



RECORD BOOKS

Location: 4-H Building

Judging Date: Tuesday, July 20th, 10:00 a.m.

Category: Miscellaneous Project Judging

Text Message Notification on Project Judging Time

Miscellaneous exhibit in class description includes posters, personal and Club record books. All books should be complete through July meeting.

(*Not eligible for State Fair)

***CLASS 290** Kansas Award Portfolio (KAP)

***CLASS 291** Secretary's Book

***CLASS 292** Reporter's Book

***CLASS 293** Treasurer's Book

***CLASS 294** Historian's Book

SHOOTING SPORTS

Location: 4-H Building

Judging Date: Tuesday, July 20th, 10:00 a.m.

Category: Miscellaneous Project Judging - *Text Message Notification on Project Judging Time*

- Exhibits in this division are open to educational or creative displays. Follow copyright laws as explained in the General Rules as you are preparing your exhibit. Take care to select durable materials to withstand Fair conditions. Entries will prominently incorporate the 4-H Clover with KSRE branding and should include the Kansas 4-H Shooting Sports emblem. Failure to do so will penalize on ribbon color.
- The **educational display** must be the standard tri-fold board ONLY, must not exceed standard tri-fold: 4' wide x 3' tall. **Promotional posters** must be flat and no larger than 22"x30". **Notebooks** must be displayed no larger than 8 1/2 x 11. THE EXHIBIT SIZE RULE WILL BE STRICTLY ENFORCED. Exhibits exceeding the size guidelines will be penalized one ribbon color.
- EXHIBITORS MUST COMPLY WITH STATE AND FEDERAL LAWS AND FAIR MANAGEMENT POLICIES. No "live" ammunition containing propellant or explosive powders may be used in any display! An inert substitution must be used in lieu of powder and "live" ammunition. The substitution must be clearly described on the back of the poster, display, or notebook. Please remember that neither the Fair nor the Extension Office are liable for the loss of damage of any personal property included as part of your poster, display, or notebook.
- Name, county, age, and year in project should be in a prominent location on the exhibit.
- Exhibits will be accepted if they are related to reloads.
- Display and posters will be judged on the following points:

Stopping Power.....	15
Interest, Holding Power.....	15
4-H Project Application.....	15
Mechanical Power.....	5
Personal Growth.....	25
Educational Value.....	25

TOTAL 100

CLASS 300 Educational Display - Must be directly related to the shooting sports project (standard tri-fold boards only, no larger than 3'x4')

CLASS 301 Promotional Poster - Must promote 4-H Shooting Sports

CLASS 302 Notebook - Contents pertain to some phase, results, story or information about 4-H Shooting Sports.)

STEM

Location: 4-H Building

Judging Date: Tuesday, July 20th, 10:00 a.m.

Category: Miscellaneous Project Judging

Text Message Notification on Project Judging Time

STEM- AG MECHANICS

1. 4-H members must be currently enrolled in the Kansas 4-H STEM-Ag Mechanics (Welding) project to exhibit in this division.
2. Each exhibitor may enter one exhibit per class. Exhibits must have been constructed or repaired during the current 4-H year.
3. Wheeled exhibits must utilize a breaking mechanism which prevents the exhibit from freely rolling while on display.
4. Each exhibit must be free-standing or sufficiently supported by an exhibitor supplied support system that is moveable. Exhibit boards should have portable and moveable base. No exhibits may be staked to the ground for display.
5. Top heavy items should be braced or placed in a stand sufficient to prevent it from toppling over while on display.
6. Exhibits may not be bound, affixed, or attached to the building.
7. Painting or spot painting is not allowed on projects after arrival on fairgrounds. If wet paint is detected, judges will deduct one ribbon placing.
8. Repair projects having adequate original finish need not be repainted.
9. Cutting surfaces, such as blades or knives, are to have a protective covering over them to prevent injury. The covering should be easily removed and reinstalled for judging. (Foam "pool noodles" and multiple layers of cardboard are acceptable)
10. Exhibits that include weaponry of any kind will be disqualified. Weaponry is defined as any instrument, possession, or creation, physical and/or electrical that is intended to be used to inflict damage and/or harm to individuals, animal life, and/or property.
11. If the exhibit is powered by flammable liquids (gas, propane, kerosene, etc.) the fuel tank and lines should be drained and allowed to dry, to avoid spills and potential fires.
12. Electric powered (battery, corded, solar, or alternative energy) should have a primary shutoff or disconnect switch
13. Each exhibit must include an Ag Mechanics information packet. Entry of just a packet without an accompanying exhibit is not a sufficient exhibit.
14. Each exhibitor is required to complete the "4-H STEM Ag Mechanics Exhibit Information Form" which is available through the Extension Office or at www.STEM4KS.com. This form must be attached to the outside of a 10" x 13" manila envelope. Do Not tie envelope to the exhibit..
15. Each exhibit information packet should include the following items:
 - a. Bill of materials for the project with associated costs, scrap items used may be listed as having a \$0.00 cost.
 - b. 1 to 5 pages of photos showing work on the exhibit, preferably from a beginning state to final or completed state
 - c. If appropriate schematics or working drawings relating to the creation or repair
 - d. If appropriate operating instructions
16. For the 2021 Kansas State Fair total exhibit dimensions should not exceed 3'x3'x3'. Total exhibit weight may not exceed 150 pounds (moveable by a team of 2 people) Supplied support to exhibit must be within the total size dimension of exhibit.

Introductory- Level 1 classes (about 1-3 years of experience)

- CLASS 310** Welding Display Board- a 3x3 foot display with different pieces of metal attached illustrating different types of welds, each weld being labeled.
- CLASS 311** Welding Ag Repair- repair of ag equipment with welding
- CLASS 312** Welding Ag Fabrication- creation of new ag equipment with welding
- CLASS 313** Welding General Repair- repair of non-ag equipment with welding
- CLASS 314** Welding General Fabrication- creation of non-ag equipment with welding
- CLASS 315** Welding Artistic Fabrication- creation of artistic or interpretive pieces with welding
- CLASS 316** Brazing Repair
- CLASS 317** Brazing Fabrication
- CLASS 318** Smithing Display Board- a 3'x3' display with different pieces of forged metal attached illustrating different forms, each form being labeled.
- CLASS 319** Smithing- a design forged with at least one formed element (twists or spirals for example)

Experienced- Level 2 classes (4-6 years of experience)

- CLASS 320** Welding Ag Repair
- CLASS 321** Welding Ag Fabrication
- CLASS 322** Welding General Repair
- CLASS 323** Welding General Fabrication
- CLASS 324** Welding Artistic Fabrication
- CLASS 325** Brazing Repair
- CLASS 326** Brazing Fabrication
- CLASS 327** Smithing

Advanced- Level 3 classes (about 7-9 years of experience)

- CLASS 328** Welding Ag Repair
- CLASS 329** Welding Ag Fabrication
- CLASS 330** Welding General Repair
- CLASS 331** Welding General Fabrication
- CLASS 332** Welding Artistic Fabrication
- CLASS 333** Brazing Repair
- CLASS 334** Brazing Fabrication
- CLASS 335** Smithing

Master- Level 4 classes (10 or more years of experience)

- CLASS 336** Welding Ag Repair
- CLASS 337** Welding Ag Fabrication
- CLASS 338** Welding General Repair
- CLASS 339** Welding General Fabrication
- CLASS 340** Welding Artistic Fabrication

STEM- ARCHITECTURAL BLOCK CONSTRUCTION

*New project area for 2021. The project is starting with an emphasis on using architectural blocks (“Legos”) to construct dioramas. This project allows youth to explore architectural design in a three-dimensional space.

The following list of rules applies to CLASS 341-344, in regard to Kansas State Fair qualification.

1. 4-H members must be currently enrolled in the Kansas 4-H STEM-Architectural Block Construction project to exhibit in the following classes.
2. Each exhibitor may enter one exhibit. Exhibits must have been constructed during the current 4-H year.
3. Kansas State Fair requires total exhibit dimensions not to exceed 2’x2’x2’ for entries. For display at Kansas State Fair: All entries must be placed in a sturdy see through enclosure with a top, bottom, and 4 sides. A fish tank would be an acceptable enclosure. This is to keep exhibit parts from being “scattered” at the fair. The outer dimensions of the enclosure are part of the total exhibit dimension. Limit to 4 exhibits displaying at KSF from Gove County Fair.
4. The primary building component should be interlocking blocks (“Legos”)
5. Other architectural components can be integrated into dioramas to illustrate architectural aspects that maybe be difficult to convey with traditional interlocking blocks.
6. The use of existing “store bought” set for major architectural elements of the display is not allowed, use of figurines from the sets is allowed as are using individual bricks to create something different than the architectural component of the set it came from.
7. Displays must have significant architectural components (walls, windows, doors, roofs, canopies, flying buttresses, etc.), landscapes are discouraged.
8. Architectural elements should have a consistent look, walls with no pattern or consistency will be deducted one ribbon placing.
9. Gaps or cracks should not be visible between assembled blocks
10. Doors should open or close, windows can either be fixed or open and close.
11. Vehicles that are intended to stay in a single place should be affixed to base plates with stick tack, hot glue, or other methods.
12. Reveals that show the inside of a structure are acceptable, such as only having three walls to allow an unobstructed view into a room.
13. Mechanical enhancements or motion elements that add motion to the diorama are acceptable and encouraged. If used judges should be able to use them and instructions should be provided for operation.
14. Artistic designs with no architectural design/components are not permitted and two ribbon placings will be deducted.
15. The exhibitor’s name(s) and county or district must be tagged or labeled in prominent location on the display.
16. Each exhibit must include an Architectural Block Construction information packet. Entry of just a packet without an accompanying exhibit is not a sufficient exhibit.
17. Each exhibitor is required to complete the “4-H STEM Architectural Block Construction Exhibit Information Form” which is available through your local Extension Office or at www.STEM4KS.com This form must be attached to the outside of a 10”x13” manila envelope. Do not tie the envelope to the exhibit.
18. Each exhibit information packet should include the following items:

* At least one drawing of the desired architecture on graph paper, multiple views (top, front, side) are preferred.

* 1 to 5 pages of photos showing work on the exhibit, preferably from a beginning state to final or completed state.

* If appropriate operating instructions for mechanical portions of the diorama.

19. Additionally exhibitors are required to create a video about their project discussing their construction experiences and the architectural elements of the diorama. This allows judges to get a better understanding of the exhibit and allows youth the opportunity to fully explain their exhibit. The video should be no longer than 8 minutes and should be placed on a USB drive. These videos may also be considered for inclusion in a running video loop in the STEM area at the state fair after review by judges, superintendent(s), and extension staff. Adult guardians must complete the video release included with the exhibit form. If the release is not completed the video will not be included in the video loop on display in the STEM area at the Kansas State Fair.

Introductory- Level 1 Classes (about 1-3 years of experience)

CLASS 341 Diorama illustrating at least 2 architectural features beyond floors, ceilings, and walls

Experienced- Level 2 Classes (about 4-6 years of experience)

CLASS 342 Diorama illustrating at least 4 architectural features beyond floors, ceilings, and walls, and includes 1 or more motion elements

Advanced- Level 3 Classes (about 7-9 years of experience)

CLASS 343 Diorama illustrating at least 6 architectural features beyond floors, ceilings, and walls, and includes 2 or more motion elements

Master- Level 4 Classes (10 or more years of experience)

CLASS 344 Diorama illustrating at least 8 architectural features beyond floors, ceilings, and walls, and includes 3 or more motion elements

The following list of rules applies to CLASS 345 & 346, regarding Gove County Fair qualification.

1. Must be enrolled in STEM-Architectural Block Construction project area to exhibit in the following classes.
2. Each exhibitor may enter up to 3 entries per class. Exhibits must have been constructed during the current 4-H year.
3. A group of items should be entered as 1 entry if they form a "collection". (i.e., Marvel®, Star Wars™, Disney®, etc.)
4. Construction of entries can utilize any type of connective building materials (i.e., Lego®, K'Nex®, etc.)
5. These entries for Classes 345 & 346 are *NOT STATE FAIR ELIGIBLE.

***CLASS 345** Architectural Block Construction by member design

***CLASS 346** Architectural Block Construction by kit (must include copy of kit instructions)

STEM - ASTRONOMY

1. The 4-H member must be currently enrolled in the 4-H STEM-Astronomy project to exhibit in this division.
2. Each exhibitor may enter one exhibit per class. Exhibit must have been completed during the current 4-H year.
3. Telescopes entered in this division may be built from a kit or by original design. Pre-finished telescopes which require no construction or painting are not acceptable exhibits.
4. Telescopes are limited to no more than six feet in length. They must be placed on a stationary stand that does not allow the telescope to roll and/or fall over. The stand cannot extend past two feet in length or width.
5. Telescope exhibits must include a 4-H Astronomy Exhibit Information Form, which should be attached to the outside of a 10" x 13" manila envelope. You must also include construction plans (or a photocopy) of the telescope and place it inside the manila envelope. For notebooks, display boards, and posters, no additional exhibit information is required; no manila envelope is needed for these exhibits.
6. Two photographs showing telescope construction and operation are required. Photographs should be mounted on one side of 8 ½" x 11" page. A brief caption should accompany each photograph. Place photos in the 10" x 13" manila envelope.
7. The telescope must be properly assembled and painted with a smooth and uniform finish. Decals, if used, should be attached smoothly and tightly.
8. Telescopes designed by the exhibitor must be original, not a modification of an existing kit.
9. Educational displays should be creative and showcase something specific you have learned in the Astronomy project during the current 4-H year. Follow copyright laws, as explained in the General Rules as you are preparing your exhibit. Sources of scientific information must be cited on the front of your exhibit, including all posters and educational display boards.
10. Educational displays are not to exceed a standard commercial 3' X 4' tri-fold display board. Other odd sized-type displays (non-tri-fold) shall not exceed 30" x 36". Care should be taken to use durable materials that will withstand Fair conditions. No electricity will be provided.
11. Exhibitor's name, county or district, age, and year(s) in project must be tagged or labeled in a prominent location on the telescope stand, educational display, notebook, and/or poster.
12. Astronomy educational posters must be no larger than a standard sized poster board, general 20" x 30".
13. Astronomy project notebooks must be organized in a 3-ring binder.

CLASS 350 Telescope made from kit

CLASS 351 Telescope made from original design

STEM - COMPUTERS

1. The 4-H computer project teaches concepts related to computers, hardware knowledge, software programming and applications, internet safety, the building, maintenance and repair of computers, and future career opportunities. Please note that the actual construction of computer hardware (i.e., building a computer, electronic devices with a motherboard based manipulation) will remain in the Energy Management division.
2. The 4-H members must be currently enrolled in the 4-H STEM-Computers project to exhibit in this division.
3. Each exhibitor may enter one exhibit per class. Exhibit must have been completed during the current 4-H year.

4. Educational display boards, posters and notebooks should be creative and showcase details about the knowledge learned in the computer project. Value is placed on youth who can demonstrate how their skills have increased while completing the project.
5. Each exhibit will be judged on uniqueness, creativity, neatness, accuracy of material, knowledge gained, and content. An exhibit judging score sheet will be available at www.STEM4KS.com
6. Follow copyright laws, as explained in the General Rules as you are preparing your exhibit(s). Sources of scientific information must be cited on the front of your exhibit, including all posters and educational display boards.
7. For notebooks, display boards, and posters, no additional exhibit information is required; no manila envelope is needed for these exhibits as in some phases of STEM.
8. Educational posters must be no larger than 20" x 30" poster board.
9. Educational displays are not to exceed a standard commercial 3' x 4' tri-fold display board. Commercially available "Science Fair Presentation Boards" are encouraged. Exhibitors are encouraged to laminate all posters and diagrams or cover them with clear plastic film. Any three dimensional display exhibits may not be thicker than 1"
10. Project notebooks must be organized in a 3-ring binder.
11. Exhibitor's name, county or district, 4-H age, and years(s) in project must be tagged or labeled in a prominent location on the exhibit, educational display, notebook, and/or poster.

CLASS 352 Computer Educational Poster

CLASS 353 Computer Display Board

CLASS 354 Computer Notebook

Computer Systems

The Kansas 4-H STEM-Computer Systems portion of the computer project is designed to allow 4-H members to explore how *information* is moved from one part of the computer to the other; how *information* is moved between two or more computer systems (networking); how *information* is stored; or how *information* is acted on (programming).

Any item which IS NOT a notebook, display board, or poster displayed in this class is considered a "computer system" exhibit and MUST follow the rules set forth below.

1. All exhibits must be:
 - a. Self-contained on a USB drive (thumb drive, flash drive, jump drive, or other any other name for a small USB storage device; the rules will use "USB drive"). This means that a judge can plug in the USB drive into a computer and be able to run the exhibit as described below.
 - b. System-On-A-Chip (SOC) (such as Raspberry Pi) or a Micro-Controller (such as an Arduino or Ozobot) and is a compact (less than 4-8"x4-8"x4-8") system, which can be programmed and requires minimal assembly to operate (e.g. connecting power, display, and keyboard/mouse cables). Referred to as a "chip system" through the rest of the rules.
2. Physical computers such as tablets, smart phones, laptops, or personal computers (PCs) will not be accepted as an exhibit.
3. "Chip Systems" may use/include GPIO bread boards or HATs (Hardware Attached On Top) the size of which is not included in the size of the chip system, however the total size of the chip system and GPIO devices may not exceed 24"x24"x24" including any protective enclosures.

4. Any attached GPIO devices are not judged for electrical construction or quality as this division is focused on the operational aspects of the systems that have automated articulated structures (arms, wheels, grippers, etc.) which the exhibitor constructed, can also be classified as a robot, and the exhibitor must which division to exhibit in as the exhibit may not be entered in both divisions.
5. For chip systems, all electric components of the system must be adequately covered or concealed with protective enclosure. Paper is NOT considered an adequate enclosure or covering for the electrical components.
6. All revisions of all forms previously released for the STEM division either undated or dated prior to 2015 are void for use and new forms must be obtained and used that are dated by the Kansas State 4-H Office for the current year. Use of old forms will result in the loss of one ribbon placing for exhibits.
7. For all computer system entries, the following items are required as part of an exhibit packet:
 - a. A manila envelope with the Computer Exhibit Form attached to the front, this form can be downloaded at www.STEM4KS.com .
 - b. A USB drive labeled with the 4-Hers name, county/district, and club; in a way that does not prevent it from being plugged into a computer.
 - c. For exhibits that are entered on USB drives, at least one (1) graphic (picture, screen shot/capture, slide, etc.) of the project must be printed out on an 8.5" X 11" sheet of standard computer paper, **placed in a plastic sheet protector**, to allow for proper display and recognition at the Kansas State Fair. On the back side of the graphic the 4-Her's name, county/district, and club should be listed.
 - d. Instructions to run any part of the exhibit on the USB drive. (There should be at least three (3) items in your manila envelope: USB drive, graphic and instructions)
8. Each exhibit must be accompanied by a "4-H Engineer's Journal." The engineer's journal should be typed. It can either be included electronically on the USB drive (preferred) or printed and placed in the manila envelope.
 - a. The "4-H Engineer's Journal" should start with a dated entry describing what the 4-H member is trying to accomplish/build.
 - b. The "4-H Engineer's Journal" should conclude with a dated entry describing what the 4-H member achieved in creating. (The start and end many times will be different. The judges are interested in the journey).
 - c. Additional entries in the "4-H Engineer's Journal" should be made as progress occur describing successes and failures; as well as the steps done and any sources of information including links used.
 - d. Pictures can also be included in the "4-H Engineer's Journal" but should not be more than 50% of the entries.
 - e. The "4-H Engineer's Journal" should contain at least one graphic.
 - f. The "4-H Engineer's Journal" must be at least 3 pages in length.
 - g. An example of a "4-H Engineer's Journal" can be found at www.STEM4KS.com .
 - h. The "4-H Engineer's Journal" will comprise 50% of the overall exhibit score. Failure to include a "4-H Engineer's Journal" will result in the exhibit being disqualified.
9. If the exhibit is a program, application, app, web site, or requires any coding, the source code must be included on the USB drive. Failure to include a copy of the "source code" may result in up to one ribbon place deduction.
10. Diagrams or decision trees showing the logical flow of the system must be included on the USB drive for all exhibits.

11. Since there is no conference judging at the Kansas State Fair, a set of instructions must be provided to run the computer system/application. These instructions should be printed off and included in the exhibit package and a copy should be included on the USB drive.
 - a. FOR COUNTY FAIRS it is recommended that 4-Hers bring a computer that will run their project to the fair for judging as judges typically do not bring computers with them. Operating instructions are still required.
 - b. Instructions should be written as though you were helping a less techy person, (like a grandparent) use the USB drive with a computer similar to what is described in rule 9 below. An example of instructions can be found at www.STEM4KS.com
12. Each exhibit MUST include a video of the youth following their instructions for operation. This allows judges to get a better understanding of the exhibit and allows the youth the opportunity to fully demonstrate their exhibit. The video should be no longer than 8 minutes and should be placed on the USB drive. These videos may also be considered for inclusion in a running video loop in the STEM area at the state fair after review by judges, superintendent(s), and extension staff. Adult guardians must complete the video release included with the exhibit form. If the release is not completed the video will not be included in the video loop on display in the STEM area at the Kansas State Fair.
13. Each exhibit must accomplish a specific automated task using a computer, a chip system, or virtual machine (VM).
14. Kansas State Fair Judge(s) in the computer systems division will have a physical computer with the following minimum configuration to test exhibits with and view files:
 - a. Microsoft Windows® 10
 - b. Microsoft Office® Home 2013 (Excel, Power Point, & Word)
 - c. Microsoft Internet Explorer®
 - d. Mozilla Firefox® Browser
 - e. Google Chrome® Browser
 - f. Adobe Acrobat Reader®
 - g. Apache OpenOffice®
 - h. VMware Player 7.0.0 Windows 64bit
 - i. Scratch Desktop editor (offline version)
14. The STEM judges will have internet access at the Fair. Internet based content may be included in exhibits. Exhibitors should take great care and only go on-line with their guardian's permission. User names and passwords should not be included in exhibits. If they are required to view the content, a temporary user account and password should be created for judging at the Kansas State Fair, once judging is complete the user name and password should be disabled on the account. If a separate user account is not possible, the content should be included as part of the video. **YOU SHOULD NOT SHARE YOUR USER NAME OR PASSWORD WITH OTHERS.**
15. Kansas 4-H STEM has made available Linux Virtual Machines (VMs) that can be downloaded and used to create projects on such as web servers, networking, and many other projects. For more information on how these VMs can be leveraged or to download them visit www.STEM4KS.com. 4-Hers are not required to use the VMs in their projects. They are optional.
16. All licensing should be adhered to for any software used in the exhibit. Failure to do so will result in a reduction of one ribbon placing and may not be considered for best of show.
17. The creation of viruses, malware, malicious applications or code, defamatory language or graphics, bullying, or any material that is "mean," "dangerous," or harmful according to the judge's opinion will result in the exhibit being disqualified.
19. Pictures or still graphics created are not eligible for entry as a project in this division and should be entered in the appropriate photography division.

20. Judging will be based on a score sheet which can be found at www.STEM4KS.com

There are four (4) areas each exhibit will be judged on. They are:

- a. 4-H Engineers Journal (what I learned to make it work), 50% overall score.
- b. Instructions (how I help others make it work), 25% overall score.
- c. Functionality (does it work), 12% overall score.
- d. Diagrams (and code if applicable) (how I think it works), 13% overall score.

CLASS 355 Computer program, application, app, script, or coded system that is new and unique (not merely a file run in a program, such as a 'word document' or a picture drawn in 'Microsoft Paint.')

CLASS 356 Computer presentation (power point, web page/site, animated graphics, etc.)

CLASS 357 Single computer system (web server, database server, etc.)

CLASS 358 Networked system consisting of two or more computers

CLASS 359 Chip system- a small (4-8"x4-8"x4-8") programmed physical device that accomplishes a specific task

STEM - ROBOTICS

1. 4-H members must be currently enrolled in the Kansas 4-H STEM-Robotics project to exhibit in this division.
2. Each exhibitor may enter one robot per class. **Exhibit must have been constructed/completed during the current 4-H year.**
3. Each robot must be free-standing, without the need for additional supports, to be moved or exhibited. Each exhibit must include a robot information packets are not a sufficient exhibit.
4. Robots must have automated articulated structures (arms, wheels, grippers, etc.). Game consoles that display on a screen are not considered robots and should either be entered in computer systems division or energy management project. Robots requiring no assembly, just programming, such as Ozobots, are considered computer system projects as the skill is focused on the programming not the construction of the robot.
5. Robot dimensions should not exceed 2' high x 2' wide x 2' deep. Weight may not exceed 15 pounds. If displayed in a case (not required or encouraged) the outside case dimensions may not be more than 26" in height, width, or depth.
6. Materials including but not limited to obstacles, spare batteries, and mats for testing the robot may be placed in a separate container, which is not included in the robots dimensions, that container may not be larger than 576 cubic inches as measured along the outside of the container. (Examples: 4"x4"x36" or 4"x8"x18" or 6"x6"x16") The container, if used, and/or any large objects (such as mats or obstacles) should be labeled with the exhibitors name(s) and county or district.
7. All electric components of the robot must be adequately covered or concealed with a protective enclosure. Paper is **NOT** considered an adequate enclosure or covering for electrical components.
8. Robots may be powered by an electrical, battery, water, air or solar source only. Robots powered by fossil fuels/flammable liquids will be disqualified. Robots that include weaponry of any kid will be disqualified. Weaponry is defined as any instrument, possession or creation, physical and/or electrical that could be used to inflict damage and/or harm to individuals, animal life, and/or property.

9. Remote controlled robots are allowed under certain conditions provided that the robot is not drivable. Robotic arms (hydraulic or electric) are allowed. A remote is allowed provided more than a single action happens when a single button is pressed on the remote, for example "a motor spins for 3 seconds, at which point an actuator is triggered, then the motor spins for 3 more seconds." Remote controlled cars, boats, planes and/or action figures, etc. are not allowed.
10. Each robot must be in working condition. The judges will operate each robot to evaluate its workmanship and its ability to complete its intended task. In the event the robot uses a phone, tablet, or similar device for programming AND control of the robot a video will be used to evaluate the working condition of the robot.
Each exhibitor is required to complete the "4-H STEM-Robotics Exhibit Information Form" available here at www.STEM4KS.com to download or at the County Extension Office. This form must be attached to the outside of a 10"x 13" manila envelope.
11. The exhibit must include written instructions for operation (the instructions should be written as if they were too tall a grandparent or elderly person how to operate the robot), construction plans, and one to three pages of project photographs. In addition, a 5 minute video presentation placed on a CD, DVD, USB drive, or similar removable storage device, if applicable. For robots that can be programmed, robot programming information must be included. The information should be placed inside the 10" x 13" manila envelope mentioned above. ***The exhibitor may enter their electronic project listed under the energy management if the exhibitor so chooses.*** No exhibitor will be allowed to set up their robot in person.
12. For Kansas State Fair Only- If the robot uses a device like a phone, iPad, or tablet for programming AND operation, DO NOT include the device (phone, table, etc.). The device's safety cannot be insured. Instead record a video demonstrating the instructions included for your robot. It should show, setting up the robot, starting the robot, the robot executing its task, and powering off the robot, just like the instructions are written.
13. For Kansas State Fair Only- Each exhibit MUST include a video of the youth following their instructions for operation. This allows judges to get a better understanding of the exhibit and allows the youth the opportunity to fully demonstrate their exhibit. The video should be no longer than 8 minutes and should be placed on the CD, DVD, USB drive, or similar. These videos may also be considered for inclusion in a running video loop in the STEM area at the state fair after review by judges, superintendent(s), and extension staff. Adult guardians must complete the video release included with the exhibit form. If the release is not completed the video will not be included in the video loop on display in the STEM area at the Kansas State Fair. Exhibitor's name(s) and county or district must be tagged or labeled in a prominent location on the robot.
14. Creativity, workmanship, and functionality will be strong criteria in judging the "robot designed by Exhibitor classes. All robots should have a purpose or intended function, examples include, but are not limited to following a line, sweeping the floor, solving a rubix cube, sorting colors, or climbing stairs.
15. There are no county or district boundaries that must be adhered to form a Kansas 4-H STEM-Robotics team. However, as mentioned in #1, each team member must be currently enrolled in the Kansas 4-H STEM project.
16. See last section for full details about exhibiting posters, display boards, and notebooks.

17. Robots that include weaponry of any kind will be disqualified. If any other safety violation is noted by the judges, superintendents, or other staff, the exhibitor's exhibit, at the judge's discretion will receive a participation ribbon.

Division A – Junior (7-10 years old)

- CLASS 360** Robot made from a commercial kit. (No Programming just assembly)
CLASS 361 Robot designed and constructed by exhibitor. The robot must not be a mere modification of an existing robot kit or plan.
CLASS 362 Programmable robot made from a commercial (purchased) kit.
CLASS 363 Robot designed and constructed by exhibitor, that is operated by a remote controlled device.
CLASS 364 Junk Drawer Robotics

Division B - Intermediate – (11-13 years old)

- CLASS 365** Robot made from a commercial kit. (No Programming just assembly)
CLASS 366 Robot designed by exhibitor. The robot must not be a mere modification of an existing robot kit or plan.
CLASS 367 Programmable robot made from a commercial (purchased) kit.
CLASS 368 Robot designed and constructed by exhibitor, that is operated by a remote controlled device.
CLASS 369 Junk Drawer Robotics

Division C – Senior – (14 years old & Up) - Five or More Years in Robotics Project

- CLASS 370** Robot made from a commercial (purchased) kit.
CLASS 371 Robot designed by exhibitor. The robot must not be a mere modification of an existing robot kit or plan.
CLASS 372 Programmable robot made from a commercial (purchased) kit.
CLASS 373 Robot designed and constructed by exhibitor, that is operated by a remote controlled device.
CLASS 374 Junk Drawer Robotics-based curriculum robot

Division D – Team Robotics Project

- CLASS 375** Robot designed and constructed by 2 or more 4-H STEM project members which is eligible for the Team Robotics Challenge, if entered at Kansas State Fair. The robot must not be a mere modification of an existing robot kit or plan. The robot may be a programmable type that is made from a commercial (purchased) kit. This division is designed to encourage teamwork and cooperation among fellow 4-H STEM members. As with many high tech projects today, no one person designs and builds a robot alone. It takes the brainstorming, planning, problem solving, and cooperation of an entire team to complete a given robotics project. Exhibitors in this division will be assigned a task for their robots to perform.

STEM - ROCKETRY

The Kansas 4-H STEM-Rocketry program is designed to allow 4-H members to explore aerospace through rockets of various sizes.

Exhibit Information for ALL rocketry categories:

1. **All revisions of all forms previously released for the STEM division either undated or dated prior to current year are void for use and new forms must be obtained and used that are dated by the State 4-H Office for the current year. Use of old forms will result in the loss of one ribbon placing for exhibits.**
2. Relevant documents may be obtained from County Extension Offices or from www.STEM4KS.com
3. NAR refers to the National Association of Rocketry and its governing board.
4. Tripoli refers to the Tripoli Rocketry Association and governing board.
5. All NAR documents, with the exception of the "pink book," referenced herein can be found at <http://www.nar.org>. If a fire burn ban is in effect for any county in Kansas, exhibitors in any Kansas County are not required to launch their rocket(s). All requirements for the launching of rockets for the state fair and the documenting of the launching are suspended for the duration of the ban.
6. See the last section for full details about exhibiting posters, display boards, and notebooks.

General exhibit Definitions for ALL rocketry categories:

1. As defined by the National Association of Rocketry (NAR), a scale model is "any model rocket that is a true scale model of an existing or historical guided missile, rocket vehicle, or space vehicle." The intent of scale modeling is, according to the NAR, "to produce an accurate, flying replica of a real rocket vehicle that exhibits maximum craftsmanship in construction, finish, and flight performance." (NAR "Pink Book" 50.1 4-1)
2. Adult supervision is defined as being under the direct supervision of someone 18 years of age or older.
3. For the purposes of Kansas 4-H STEM a mid-powered rocket is defined as a rocket that uses an 'E', 'F', 'G', or equivalent engine for launch. In addition, rockets also qualify for mid-power if they meet any of the following criteria:
 - a. Is 2 inches or greater in diameter (not including fins) and taller than 3 feet (36" including fins) and do not use an engine exceeding 160.01 Newton seconds for total impulse (an 'H' engine equivalent or above).
 - b. The total impulse of all engines used in the rocket is greater than 20.01 Newton-seconds and less than 160.01 Newton-seconds.
4. For the purposes of Kansas 4-H STEM a high powered rocket is defined as a rocket that meets any of the following criteria:
 - a. Weighs more than 3.3125 pounds (53 ounces or 1500 grams) at the time of launch;
 - b. Uses a 'H' engine or larger to launch
 - c. The total impulse of all engines used in the rocket is greater than 160.01 Newton-seconds of thrust.
 - d. Includes any airframes parts of ductile, metal, through, the use of ductile metal is strongly discouraged.
 - e. Models powered by rocket motors not classified as model rocket motors per NFPA 1122, e.g.:
 - i. Average thrust in excess of 80.01 Newtons
 - ii. Contains in excess of 125 grams of propellant and are limited to only H and I motors.
 - iii. Uses a hybrid motor or motor designed to emit sparks.

5. High power certification is defined as having successfully completed a certification program for high-powered rocketry through the NAR or Tripoli and maintaining that certification. This applies to all membership levels in the NAR and Tripoli. Specifically the "Formal Participation Procedure" for the "Junior HPR Level 1 Participation Program" as outlined by the NAR and the "Tripoli Mentoring Program (TMP)" as outlined by Tripoli.
6. NAR rules for launching and construction of all rockets are assumed to be used by all 4-H Space Tech exhibitors and will be considered during judging.
7. For the purposes of Kansas 4-H Space Tech, NO rocket may be launched using engines totaling more than an 'I' impulse engine or 640 Newton-seconds of total thrust.

General Exhibit Rules for ALL categories:

Purpose: These rules apply to how rockets are to be displayed at the fair and what those displays should and should not contain. These rules apply to all rockets displayed in the Space Tech division.

1. 4-H members must be currently enrolled in the 4-H STEM-Rocketry program to exhibit in this division.
2. Entries must have been selected at the county level for entry at the State Fair. Counties/Districts should select top blue or purple ribbon rocketry exhibits which meet Kansas State Fair guidelines.
3. Each exhibitor may enter up to two rocket exhibits that have been constructed during the current year. If two rockets are entered, one rocket must be a "model rocket kit" and the second may be entered into any other applicable class. An exhibitor may not enter two rockets in the same class.
4. The report that accompanies the rocket must be limited to the 4-H STEM Rocket Exhibit Information Form which is affixed to a 10" x 13" envelope. This envelope should NOT be attached to the rocket stand or to the rocket. The information form should be signed by the exhibitor. This may be downloaded from www.STEM4KS.com. Any rocket exhibit not including this completed envelope will receive an automatic participation ribbon.
5. Plans (or a photocopy) must be placed inside the envelope.
 - a. This includes original design rockets.
 - b. If a rocket kit has been modified structurally (Which must provide all necessary details to construct an original design rocket.) Notations need to be given indicating the changes made, either by notations on the Rocket Exhibit Information Form or by placing notes in the plans. Such modifications require the rocket to be swing tested and documented to show a stable flight.
6. One or more photographs of the rocket during construction and at the launch site are **required**.
 - a. Photographs showing the rocket at the moment of ignition are preferred.
 - b. Photographs must be mounted on one side of 8 ½" x 11" page(s).
 - c. There must be at least 1 page of photos and no more than 5 pages of photos.
 - d. Include at least one photograph showing rocket construction, preferably with the exhibitor included.
 - e. Do not include photos of members catching their rockets as they return to earth. This is an unsafe practice, and we do not recommend or condone this practice.
 - f. Pictures at the launch site are not required in the event of a burn ban.
7. To exhibit in this division:
 - a. The rocket must have been flown unless a burn ban is in effect.
 - b. Support rods must not extend past the tip of the highest nosecone on the model.
 - c. Support rods must remain in the upright position, 90 degrees to the display base, **do not angle**. If support rods are not perpendicular to the base, the judge **should deduct two ribbon placings**.
 - d. No model may be submitted on a launch pad.
8. Launches should not be conducted in winds above 20 mph and will constitute a disqualification of rocket exhibit.

9. All rockets must have a safe method of recovery, e.g., parachute, streamer, or tumble recovery. Any rocket without a recovery system will be disqualified.
10. The altitude achieved by the rocket is to be determined using a method other than estimation. Examples of accepted methods include altimeter, computer software, range finders, etc. If additional space is needed to show calculations of how the altitude was achieved one additional page may be added to the rocketry information pack.
11. Flight damage is to be documented by the participant on either the construction plans or the 4-H STEM Rocket Exhibit Information Form.
12. The judging of flight damage is to be secondary to all other aspects of the model and only then may it even be considered. However, under **no circumstance** may flight damage be grounds for disqualification.
13. Engines and igniters, under any circumstance, **ARE NOT** permitted with the exhibit and constitute an **immediate disqualification**.
14. If an engine becomes stuck, jammed, wedged, or in any other way permanently affixed in or to a rocket and cannot be removed from the rocket, the rocket will be subject to **immediate disqualification**. This is because it is not possible to make a full and immediate assessment of the safety of the rocket when it is being judged and safety is paramount.
15. Engines may not be used as display stands hollowed out or otherwise. This is a significant change from previous year's rules. Engines used as a display stand will be subject to **immediate disqualification**.
16. Rocket engines should not be used to join multi-stage rockets together.
 - a. Multi-stage rockets can be displayed without having the stages connected together. In that case the final stage (the one with the nose cone) should be placed on the display stand, and other stages with a loop of string to the display stand.
 - b. The different stages must be included to complete the rocketry exhibit, incomplete exhibits will be deducted at least one ribbon placing.
 - c. Use of any engines to join the stages together will be subject to **immediate disqualification**.
17. Multi-stage rockets can be flown using just the final stage and be considered fully flown.
18. If a safety violation is noted by the judges, superintendent, or other staff, the exhibitor's rocket, at the judges' discretion, **will receive a participation ribbon**. All information necessary will be given to the NAR and TRIPOLI for investigation and possible revocation of membership.

General Construction Rules for ALL categories:

Purpose: These rules apply to the construction of all rockets displayed in the STEM division.

1. Rockets are to be properly assembled according to the assembly instructions.
2. Beginner kits with prefabricated fin assemblies and pre-finished rockets requiring no painting are not acceptable and will be **disqualified**.
3. Plastic snap together fins and prefabricated fin assemblies that **do not** require fin alignment are not acceptable and will be **disqualified**.
 - a. This rule does not apply to plastic fins that must be manually aligned and do not utilize a fin alignment mechanism, including, but not limited to fin alignment rings or spacing blocks.
 - b. This rule does not apply to fiberglass, Kevlar, extruded foam, composite, or wood fins; especially when used for "through-the-wall" fin attachment techniques that are common in larger rockets.
 - c. In addition, plastic parts for decorative and mechanical purposes (i.e., decorative nozzles and moving landing struts) are not considered fins and can consist of plastic. Decorative nozzles, etc. need to be securely fastened and not pose a safety hazard.

- d. Fin assemblies that are printed using a 3D printer are excluded from this rule. Thorough detailed instructions on the creation of the fin assemblies must be provided and an additional page of photos may be included to show the creation/printing of fin assemblies.
4. Angles of fins must fall within a plus or minus 2-degree variation using an approved fin alignment guide (such as KSSTAC10). An official fin guide is available from www.STEM4KS.com.
5. Fins should be rounded or streamlined according to instructions. If the other edges are rounded to reduce drag on all exposed sides, there should be no ribbon deduction, unless instructions indicate to leave flat.
6. Fins and body tubes are to be sealed with sanding sealer and/or primer to **eliminate** the appearance of body grooves and wood grain.
7. Fins and launch lugs are to be filleted to reduce drag and properly secure them to the model.
8. Engine mounts are to be securely attached to the body tube.
9. Any seams on plastic parts are to be sanded smooth.
10. Body tubes/airframes/engine mounts can be made from suitable materials, including, but not limited to reinforced paper, cardboard, phenolic resin, specialized polymer resins, fiberglass, Kevlar, or other suitable structural materials. However, foam may not be used for external body or other external rocket parts.
11. The nose cone is to fit snugly but still allow for easy removal.
12. Exhibits must be uniformly painted and smoothly finished or finished as per rocket instructions, and have decals applied smoothly.
13. Nonstandard surfacing (such as textured paint) may be used if directed by the instructions, this includes scratch-built rockets.
14. Models may not be judged based on their paint scheme (colors and placement on the rocket), except for rockets that fit the definition of a "scale model." All other rockets do not have to follow the suggested paint scheme, allowing the 4-Her to display maximum creativity in the finishing of their rocket.
 - a. Under no circumstances is the weight given to the paint scheme to be sufficient, by itself, to move the model from one ribbon placing to another.
15. "Scale models" may be judged based on their paint scheme. The judge may deduct up to one ribbon placing for not following the paint scheme.
16. Scale Model Rockets are to be finished and completed with a majority (greater than 70%) of decals.
17. If a modification is made to the rocket (for example, adding a fin) a swing test must be conducted on the rocket, and the documentation provided. Failure to test and document flight stability following modifications will result in two ribbon placing deductions.

Model Rocketry Guidelines (ages 7-10):

Purpose: Model rockets are generally small-to-medium sized rockets that can be purchased at hobby stores or are small-to-medium sized model rockets that an individual(s) builds from parts similar to those found in model rocket kits.

1. Rockets classified as high or mid powered may not be entered in this category.
2. Each rocket must be able to stand freely by itself or be supported by a solid base, not to exceed 4-1/4" (four and one-quarter inch) thick and 8" square. The exhibitor's name, county or district, and age must be labeled on the top of the base. Rod materials should be sturdy, and not made of flimsy materials, such as coat hangers.
3. If the model rocket is greater than 4 feet tall it can be displayed without a base, or displayed parallel to the ground with up to 3 notched blocks not to exceed 4" in height width and depth. The exhibitor's name, county or district, and age must be labeled on the base(s).

4. All exhibitors must comply with the NAR Model Rocket Safety Code that is in effect as of October 1st of the current 4-H year. However in the event that there is a modification in this code, the STEM Action Team may review and implement the modified code.

Original Design Specific Rocket Guidelines (ages 11-13):

Purpose: To allow for youth to develop their own rockets (model, mid, and high powered) in a safe manner that displays maximum craftsmanship.

1. Original design rockets cannot be a modification of a pre-existing kit and must be of original design.
2. Original design rockets must be designed by the exhibitor(s).
3. Original design rockets must include detailed instructions, so that someone could construct the original designed rocket just like a kit purchased at a store. Instructions can be as many pages as needed to convey full and complete construction techniques.
4. Original design rocket instructions should not include copies of instructions in part or in whole from existing kits.
5. For a rocket entered in the original design classes, describe in the summary how the rocket was tested for stability prior to flying. Swing testing of the rocket is required. Exhibitors must include documentation of the swing test. Failure to swing test a rocket will result in a deduction of TWO ribbon placings.
6. A minimum of one additional page must be added to the rocketry information pack detailing the test(s) performed to insure stability. 4-Her's are strongly encouraged to provide as much detail as possible. Failure to provide adequate written documentation will result in a disqualification.

Exhibitors 7 - 8 Years Old (*Not State Fair Eligible)

- *CLASS 376** Rocket made from kit, without pre-assembled fin units. Include plans.
- *CLASS 377** Rocket made from "beginners kit." Include plans. Rockets in this class may have pre-assembled fin units. (This class is for first and second year 4-H members to explore the rocketry project.)
- *CLASS 378** Scale Model Rocket from kit. Include Plans

Exhibitors 9-13 Years Old

- CLASS 379** Rocket made from kit. Include plans.
- CLASS 380** Scale Model Rocket made from kit. Include plans.

Exhibitors 11-13 years old

- CLASS 381** Rocket designed by exhibitor: not merely a modification of an existing kit. Include original plans.
- CLASS 382** Scale Model Rocket designed by exhibitor: not merely a modification of an existing kit. Include original plans and stability testing.

Exhibitors 14 Years and Older

- CLASS 383** Rocket made from kit. Include plans.
- CLASS 384** Rocket designed by exhibitor: not merely a modification of an existing kit. Include original plans.
- CLASS 385** Rocket designed by exhibitor: that uses alternative skins; not merely a modification of an existing kit. Include original plans.
- CLASS 386** Scale Model Rocket made from kit. Include plans.
- CLASS 387** Scale Model Rocket designed by exhibitor: not merely a modification of an existing kit. Include original plans and stability testing.

Exhibitors 11 Years Old and Older (Teams)

This class is designed to encourage teamwork among individuals and clubs to work on a rocket from the initial design to the finished product.

CLASS 388 Rocket designed by 2 or more exhibitors; not merely a modification of an existing kit. Include original plans.

Mid-Power Rocketry (2x'D' to 'G' Engines) Guidelines:

Purpose: To allow for improved safety and judging of rockets that meet the requirements of 4-H mid-power rockets.

1. Exhibitors must be at least 14 years of age by January 1 of the current year.
2. The rules for all categories apply.
3. In addition to the information packet completed for all rockets, a high/mid power information form is to be completed and placed inside of the information packet. The may be downloaded from <http://www.kansas4-H.org/> Click on KSF Packet link.
4. Exhibitors in this division must hold membership in either NAR or Tripoli organizations.
5. The NAR Model Rocket Safety code applies to the construction and launching of all rockets displayed in this division. As such all exhibitors must comply with the NAR Model Rocket Safety Code that is in effect as of October 1st of the current year. However in the event that there is a modification in this code the SpaceTech Action Team may review and implement the modified code.
6. All rockets in this division are to be launched under adult supervision by the 4-H member who constructed the rocket.
7. High power rockets as defined above ('H' or 'I' engines) may not be launched in this division.
8. If according to Federal Aviation Regulations Part 101, a waiver is required to fly the rocket, a copy of that waiver is to be attached to the High Power Information Form. In the case where the launch was a public event a substitute to a copy of the waiver is the Range Safety Officers (RSO's) contact information.
9. Mid-Power rockets may be displayed without a supporting stand. If a supporting stand is used, it is not to exceed 4-1/4" (four and one quarter inch) thick and 8" square. The exhibitor's name, county or district, and age must be labeled on the base.

Exhibitors 14 years or older

CLASS 389 Mid- Power Rocket made form kit or design

High Power Rocketry ('H' or 'I' engines) Guidelines:

Purpose: To allow for improved safety and judging of rockets that meet the requirements of 4-H high power rockets.

1. Exhibitors must be at least 14 years of age by January 1 of the current year.
2. The General exhibit rules for ALL categories apply.
3. In addition to the information packet completed for all rockets, a high power information form is to be completed and placed inside of the information packet. This may be downloaded from <http://www.Kansas4-H.org/>. Click on KSF Packet link.
4. Exhibitors in this division must hold memberships in either NAR or Tripoli organizations.
5. The NAR High Power Rocket Safety Code applies to the construction and launching of all rockets displayed in this division. As such all exhibitors must comply with the NAR High Power Rocket Safety Code that is in effect as of October 1st of the current 4-H year. However in the event that there is a modification in this code the Space Tech Action Team may review and implement the modified code.
6. All rockets in this division are to be launched under adult supervision by the 4-H member who constructed the rocket.

7. For rockets launched using an engine(s) that have 160.1 ('H' engine or equivalent amount of smaller engines) Newton's-seconds or larger, adult supervision must be provided by an individual having at least a level 1 high power certification.
 - a. The 4-H member should also hold or be attempting to attain their level 1 high power certification, and should include supporting documentation of such (a copy of Level 1 card is sufficient).
8. If according to Federal Aviation Regulations Part 101, a waiver is required to fly the rocket, a copy of that waiver is to be attached to the High Power Information Form. In the case where the launch was a public event a substitute to a copy of the waiver is the Range Safety Officers (RSO's) contact information.
9. High Power Rockets may be displayed without a supporting stand. If a supporting stand is used, it is not to not to exceed 4-1/4" (four and one-quarter inch) thick and 8" square. The exhibitor's name, county or district, and age must be labeled on the base.

Exhibitors 14 years and older (Sr.)

CLASS 390 High power rocket made from kit or original design.

STEM – UNMANNED AERIAL SYSTEMS

Purpose: The 4-H unmanned aerial systems or UAS project explores the world from above the trees and discovers new frontiers with UASs. UASs are commonly known as Unmanned Aerial Vehicles (UAVs) or drones. Members explore the uses and applications of unmanned aerial systems including how UASs link to other projects such as geology, robotics, electronics, crop science and many more.

1. The 4-H members must be currently enrolled in the 4-H STEM-Unmanned Aerial Systems project to exhibit in this division.
2. Each exhibitor may enter one exhibit per class. Exhibit must have been completed during the current 4-H year and have been selected at the county level for entry at the State Fair level. Counties or district should select only top blue or purple ribbon exhibits which meet State Fair guidelines.
3. The information that accompanies the UAS must be limited to the 4-H STEM Exhibit Information Form which is affixed to a 10" x 13" envelope. This envelope should NOT be attached to the UAS. This may be downloaded from www.STEM4KS.com. Any UAS exhibit not including this completed envelope will receive an automatic participation ribbon.
4. Each exhibit MUST include a video of the youth operating their UAS. This allows judges to get a better understanding of the exhibit and allows the youth the opportunity to fully demonstrate their exhibit. The video should be no longer than 8 minutes and should be placed on the CD, DVD, USB drive, or similar. These videos may also be considered for inclusion in a running video loop in the STEM area at the State Fair after review by judges, chair(s) and extension staff. Adult guardians must complete Video Release included with the exhibit form. If the release is not completed the video will not be included in the video loop on display in the STEM area of the Kansas State Fair.
5. Exhibitor's name, county or district, age, and years(s) in project must be tagged or labeled in a prominent location on the exhibit, educational display, notebook, and/or poster.
6. Unmanned Aerial Systems that include or depict weaponry of any kind will be disqualified.
7. See the last section for full details about exhibiting posters, display boards and notebooks.

8. If modifications are made to the exhibit a page should be attached noting these modifications.
9. If a safety violation is noted by the judges, superintendent, or other staff, the exhibitor's exhibit, at the judge's discretion, will receive a participation ribbon.

Junior, 7-10 years old

CLASS 400 Unmanned Aerial System designed and constructed by exhibitor that is operated by a remote controlled device. The UAS must not be a mere modification of an existing kit or plan. You may not exhibit a UAS that is purchased off the shelf in this class.

CLASS 401 Practical application of an Unmanned Aerial System constructed from a commercial (purchased) kit. This includes the UAS, plus one or more of the following: video, notebook, poster, display board, etc. This class is separate from educational exhibits. A tangible use would be mapping Russian olive trees, eroded soils, and bindweed in fields, etc. There are also many other non-agricultural UAS uses that would be appropriate for this class.

Intermediate, 11-13 years old

CLASS 402 Unmanned Aerial System designed and constructed by exhibitor that is operated by a remote controlled device. The UAS must not be a mere modification of an existing kit or plan. You may not exhibit a UAS that is purchased off the shelf in this class.

CLASS 403 Practical application of an Unmanned Aerial System constructed from a commercial (purchased) kit. This includes the UAS, plus one or more of the following: video, notebook, poster, display board, etc. This class is separate from educational exhibits. A tangible use would be mapping Russian olive trees, eroded soils, and bindweed in fields, etc. There are also many other non-agricultural UAS uses that would be appropriate for this class.

Senior, 14 years and older

CLASS 404 Unmanned Aerial Systems designed and constructed by exhibitor that is operated by a remote controlled device. The UAS must not be a mere modification of an existing kit or plan. You may not exhibit a UAS that is purchased off the shelf in this class.

CLASS 405 Practical application of an Unmanned Aerial System constructed from a commercial (purchased) kit. This includes the UAS, plus one or more of the following: video, notebook, poster, display board, etc. This class is separate from educational exhibits. A tangible use would be mapping Russian olive trees, eroded soils, and bindweed in fields, etc. There are also many other non-agricultural UAS uses that would be appropriate for this class.

STEM EDUCATIONAL EXHIBITS – POSTERS, NOTEBOOKS AND DISPLAY BOARDS

Purpose: To allow 4-Hers to explore STEM outside the bounds of traditional projects for rockets, robotics, astronomy, computers and unmanned aerial systems. All posters, notebooks and display boards are listed in this section and have been removed from the individual sections to save space.

1. The General Exhibit rules for ALL categories apply.
2. Entries must have been selected at the county level for entry at the Kansas State Fair. Counties/Districts should select top blue or purple ribbon Educational Rocketry Exhibits which meet State Fair guidelines.
3. For notebooks, display boards, and posters, no additional exhibit information is required; no manila envelope is needed for these exhibits.
4. Exhibits in posters, notebooks and display boards must contain substantial supporting educational materials.
5. Educational display boards, posters and notebooks should be creative and showcase details about the knowledge learned in the project during the current 4-H year. Value is placed on youth who can demonstrate how their skills have increased while completing the project. Each exhibit will be judged on uniqueness, creativity, neatness, accuracy of material, knowledge gained, and content. An exhibit judging score sheet will be available at www.STEM4KS.com . For example, a rocket that may have crashed and/or is highly damaged may be made into an educational display or poster that tells a great story with many lessons learned.
6. Follow copyright laws, citing all sources of information in a standard notation. Sources of information must be cited on the front of your exhibit, including all posters and educational display boards.
7. Educational displays are not to exceed a standard commercial 3'x 4' tri-fold display board. No card table exhibits will be allowed. Care should be taken to use durable materials that will withstand Kansas State Fair conditions.
8. "Construction Kits" that are part of Educational displays must be contained in cases (tackle boxes, sealable containers, etc.) that may not be larger than 1' X 2' X 2' and must have a latch which securely keeps all components contained in the "Construction Kits". Other components are to adhere to appropriate dimensions as stated elsewhere.
9. Educational Project notebooks must be organized in a 3-ring binder.
10. Any three-dimensional display exhibits may not be thicker than 1".
11. Engines and igniters for rockets ARE NOT permitted with the exhibit and constitute an immediate disqualification. This is for safety reasons and includes both spent and live engines.
12. Exhibitor's name, county or district, age, and year(s) in project must be tagged or labeled in a prominent location on the notebook and/or "Construction Kit". For education displays and/or posters the exhibitor's name, county, or district, age and year(s) in project must be tagged or labeled on the back of the exhibit. Failure to label an exhibit may result in one ribbon placing deduction.

13. Exhibits should possess the following qualities (in no particular order):
 - a. A Central theme
 - b. What you want others to learn
 - c. Be designed and constructed in a manner befitting the exhibit
 - d. Be something you are interested in
 - e. Be related to Astronomy, Computer Systems, Robotics, Rocketry, or Unmanned Aerial Systems
 - f. As well as those characteristics described above.
14. If a safety violation is noted by the judges, superintendent, or other staff, the exhibitor's exhibit, at the judge's discretion, will receive a participation ribbon.

Astronomy - Junior Division – 7-10 years old

- CLASS 410** Junior Astronomy Educational Display
CLASS 411 Junior Astronomy Educational Notebook
CLASS 412 Junior Astronomy Educational Poster

Astronomy-Intermediate Division- 11-13 years old

- CLASS 413** Intermediate Astronomy Educational Display
CLASS 414 Intermediate Astronomy Educational Notebook
CLASS 415 Intermediate Astronomy Educational Poster

Astronomy- Senior Division – 14 years and older

- CLASS 416** Senior Astronomy Educational Display
CLASS 417 Senior Astronomy Educational Notebook
CLASS 418 Senior Astronomy Educational Poster

Rocketry – Junior Division- 7 - 10 years old

- CLASS 419** Junior Rocketry Educational Display
CLASS 420 Junior Rocketry Notebook
CLASS 421 Junior Rocketry Poster Board

Rocketry- Intermediate Division- 11 – 13 years old

- CLASS 422** Intermediate Rocketry Educational Display
CLASS 423 Intermediate Rocketry Notebook
CLASS 424 Intermediate Rocketry Poster Board

Rocketry – Senior Division- 14 years and older

- CLASS 425** Senior Rocketry Educational Display
CLASS 426 Senior Rocketry Notebook
CLASS 427 Senior Rocketry Poster Board

Robotics - Junior Division- 7 - 10 years old

- CLASS 428** Novice Robotics Educational Display
CLASS 429 Novice Robotics Educational Notebook
CLASS 430 Novice Robotics Educational Poster

Robotics - Intermediate Division- 11 – 13 years old

- CLASS 431** Intermediate Robotics Educational Display
- CLASS 432** Intermediate Robotics Educational Notebook
- CLASS 433** Intermediate Robotics Educational Poster

Robotics Senior Division- 14 years and older

- CLASS 434** Professional Robotics Educational Display
- CLASS 435** Professional Robotics Educational Notebook
- CLASS 436** Professional Robotics Educational Poster

Robotics – Team Robotics Project

- CLASS 437** Team Robotics Educational Display
- CLASS 438** Team Robotics Educational Notebook
- CLASS 439** Team Robotics Educational Poster

Computers - Junior Division – 7-10 years old

- CLASS 440** Junior Computer Educational Poster
- CLASS 441** Junior Computer Display Board
- CLASS 442** Junior Computer Notebook

Computers- Intermediate Division- 11 – 13 years old

- CLASS 443** Intermediate Computer Educational Poster
- CLASS 444** Intermediate Computer Display Board
- CLASS 445** Intermediate Computer Notebook

Computers - Senior Division – 14 years and older

- CLASS 446** Senior Computer Educational Poster
- CLASS 447** Senior Computer Display Board
- CLASS 448** Senior Computer Notebook

Unmanned Aerial Systems - Junior Division – 7-10 years old

- CLASS 449** Junior Unmanned Aerial Systems Educational Poster
- CLASS 450** Junior Unmanned Aerial Systems Display Board
- CLASS 451** Junior Unmanned Aerial Systems Notebook

Unmanned Aerial System- Intermediate Division- 11 – 13 years old

- CLASS 452** Intermediate Unmanned Aerial Systems Educational Poster
- CLASS 453** Intermediate Unmanned Aerial Systems Display Board
- CLASS 454** Intermediate Unmanned Aerial Systems Notebook

Unmanned Aerial Systems - Senior Division – 14 years and older

- CLASS 455** Senior Unmanned Aerial Systems Educational Poster
- CLASS 456** Senior Unmanned Aerial Systems Display Board
- CLASS 457** Senior Unmanned Aerial Systems Notebook

WEED CONTROL EXHIBIT

1. Collect, identify, press, mount, and label 15 weeds. Try to include their roots, stems, leaves, and flowers. Three of the weeds must be noxious weeds preferably found in your home county. A standard 9" x 12" scrapbook may be obtained in which to permanently mount your weed specimens. Identify the scrapbook with your name and county on the inside front cover.
2. Prepare a list of the weeds mounted, showing common name, scientific name, and where it was found. Place the list in a specially identified section of the scrapbook.
3. Collect and identify weed seeds found in crop seeds. Mount them for display purposes. Place them in a specially identified section of the scrapbook.
4. Write a story on "How We Control Weeds on Our Farm" if you live on a farm. Other members write "How We control Weeds at Home". The story should be about 300 words in length. It must show definite methods used to control weeds. Place the story in a specially identified section of the scrapbook.

CLASS 460 Weed Control Exhibit, Exhibit consist of the four items above.

Basis for Awards

MOUNTED WEED

COLLECTION.....50%

number of mounted specimens, completeness of individual mounts, correctness of identification and information, and neatness. Include record sheet of weeds. Records.

WEED SEED COLLECTION AND

EXHIBIT.....30%

STORY.....20%

"How We Control Weeds on Our Farm" or "How We Control weeds at Home"

100%

WILDLIFE

Location: 4-H Building

Judging Date: Tuesday, July 20th, 10:00 a.m.

Category: Miscellaneous Project Judging

Text Message Notification on Project Judging Time

1. Types of exhibits in this division are open to educational or creative displays, educational posters or notebooks. Follow copyright laws as explained in the general rules as you are preparing your exhibit. Take care to select durable materials to withstand Fair conditions. No card table exhibits are allowed. **(If the exhibit is a poster, it must not be larger than 22" x 28".) If the exhibit is a display, maximum size is 3' x 4' tri-fold display board.**
2. **EXHIBITORS MUST COMPLY WITH STATE AND FEDERAL LAWS.** It is illegal to possess threatened or endangered wildlife, or the feathers, nests, or eggs of non-game birds. Game birds and game animals taken legally during an open season may be used. The use of live wild animals in education exhibits is prohibited.
3. Name, county or district, age and year in project should be in a prominent location to the exhibit.

4. Notebooks and Educational Displays will be judged on the following criteria.
 - Stopping Power.....15
 - Is the main idea specific? Is the idea presented clearly, simply, forcefully?
 - Interest, Holding Power.....15
 - Does the exhibit give the observer additional facts in a clear, concise, informative way? 4-H Project Application.....15
 - Is the subject matter an effective showcase? Mechanical Power.....15
 - Correct letter size, pleasing color combination, appropriate symbols, and models?
 - Personal Growth.....25
 - How much knowledge was gained by exhibitor? Enthusiasm shown.
 - Educational Value.....25
- Knowledge shared. Note: Credit all citations, websites or other resources in creating your exhibit.
5. Posters will be judged on the following points:
 - General Appearance.....30; Information.....50; Organization.....20

CLASS 465 Notebook. Contents pertain to some phase, results, story or information about the wildlife project.

CLASS 466 Promotion Poster. Must be related to something learned in the wildlife project (Poster board or foam board no larger than 22" x 28")!

CLASS 467 Educational Display. Must be directly related to the wildlife project. Maximum tri-fold size is 3' x 4'

CLASS 468 Taxidermy/ Tanning Exhibit. Should include an attachment that shows the work in progress through photos with captions, or a detailed journaling of the process.

SPORT FISHING (*Not eligible for State Fair)

***CLASS 469** Display, collection, poster, notebook, etc.

WOODWORK

Location: 4-H Building

Judging Date: Tuesday, July 20th, 10:00 a.m.

Category: Miscellaneous Project Judging

Text Message Notification on Project Judging Time

1. Each exhibitor is limited to two entries per class. Designate on entry if article is original or kit construction.
2. **THE PLAN FROM WHICH IT WAS CONSTRUCTED MUST BE ATTACHED TO THE ARTICLE EXHIBITED.** The plan may be a photocopy, the actual pattern, or a scale drawing. It must be complete and accurate to the extent that a duplicate article could be built using the plan as a guide. **Any project with missing or insufficient plans will be lowered one ribbon placing.** Label each article showing intended use. Indicate on plan sheet whether project was made with school supervision or supervision given by parent or 4-H leader.
3. The use of materials other than wood should be kept to a minimum.
3. In judging woodwork articles, consideration will be given to: Usefulness; Workmanship - (Including accuracy to plan); Suitability; Design; Choice of Wood Quality of Finish

4. Please state the phase in which you are enrolled on your plan sheet (i.e. 1, 2, 3, or 4).
5. Place your entry tag, plan and other paperwork inside a zip top plastic bag with a hole punched through it and use a string to tie it to the exhibit.
6. Repaired and/or refinished furniture should be exhibited in Home Environment - single exhibit.
7. Firearms and weapons are not to be entered or displayed

CLASS 470 Article for farm or shop use.

CLASS 471 Furniture for household or lawn use.

CLASS 472 Other woodwork. Articles not included in above classes (Example: bird houses, bird feeders, household equipment such as knife racks, bread boards, door stops, etc.) Including an article made from a kit.

VISUAL ARTS

Location: 4-H Building

Judging Date: Monday, July 19th, 4:30 p.m.

Category: Visual Arts & Crafts

Sign up for Judging Spot via FairEntry System

1. Read General Regulations.
2. Three exhibits may be entered from the Arts and three from the Crafts classes. (All 3 exhibits may be entered in the same class if desired).
3. **ORIGINAL PRODUCTS** will be made (not from kits) whenever possible.
4. When kits are used, they should require as many of the same skills as possible which would be used when starting from scratch.
5. Sketches, drawings, and paintings should be original. No plants or plant materials needing watering can be entered as an art exhibit.
6. Five exhibits will be eligible for Kansas State Fair Judging. One from each of the following categories: Fine Arts, Clay & Ceramics, Leather & Jewelry, Three-Dimensional, and General Crafts. Exhibit will be labeled with "State Fair Eligible" sticker.
7. 4-H member must state his/her own age as of January 1, on the entry tag. Entries will be divided into a Jr. (7-10), Intermediate (11-13), and Sr. (14-18) Division as of January 1, of the current year.
8. The miscellaneous class cannot include items from classes already listed below.
9. The miscellaneous class will be divided into appropriate sub-classes by the Arts & Crafts committee after all entries are in.
10. **Pictures must be matted and/or securely framed and mounted before being exhibited. Use either jagged saw hook or wire hanger. NO tape, hot glue, or string hangers, otherwise item will be rejected. Must be SECURE and weight bearing.**
11. **Pictures must be matted with heavy poster board or matte board.**
11. **Exhibitors place letters JR (junior), INT. (intermediate) SR (senior) after the class number on exhibit card.**

VISUAL ARTS

- CLASS 475** Oil Painting
- CLASS 476** Acrylic Painting
- CLASS 477** Watercolor Painting
- CLASS 478** Pastel Painting
- CLASS 479** Charcoal Painting or Drawing
- CLASS 480** Pencil Drawing
- CLASS 481** Ink
- CLASS 482** Any other type of painting or drawing
- CLASS 483** Print Making
- CLASS 484** Calligraphy
- CLASS 485** Toile Painting (Folk Art on metal or wood)
- CLASS 486** Paint by Number
- CLASS 487** Stamping
- CLASS 488** Carving/Sculpting
- CLASS 489** Stained Glass
- CLASS 490** Glass Etching
- CLASS 491** Colored Pencil
- CLASS 492** Mixed Media
- CLASS 493** Holiday Art
- CLASS 494** Scratch Art

VISUAL CRAFTS

- CLASS 495** Craft made from recycled items.
- CLASS 496** Craft made from objects in nature
- CLASS 497** Ceramics- From green ware
- CLASS 498** Ceramics- From clay
- CLASS 499** Ceramics – Pottery (wheel or hand-crafted from raw material)
- CLASS 500** Plaques (other than decoupage, etc.)
- CLASS 501** Bead Work
- CLASS 502** Decoupage, mod-podge, etc.
- CLASS 503** Soaps, Scrubs, Bath Bombs, etc.
- CLASS 504** Metal Work
- CLASS 505** Candles
- CLASS 506** Leather Craft
- CLASS 507** Miscellaneous
- CLASS 508** Fabric and glue projects (padded frames, books, etc.)
- CLASS 509** Cultural Arts- Visual/Music/ Lit/Drama
- CLASS 510** Non-textile baskets/pieces (i.e.: wood reed, straw, grass, etc.)
- CLASS 511** Jewelry
- CLASS 512** Barn Art
- CLASS 513** Holiday
- CLASS 514** Mixed Media
- CLASS 515** String Art

LIVESTOCK

LIVESTOCK GENERAL RULES

Leaders and Families go through ALL rules.

Weigh-In and Check-In is Tuesday, July 23rd starting at 7:00 a.m.

All trailers on sight by 8:30 a.m.

NO LIVESTOCK MAY BE REMOVED FROM TRAILERS UNTIL VET APPROVAL!!!!

1. All animals will be stalled in approved areas, approved by the Livestock Superintendent.
 2. Approved areas will be in the barn or designated tie out. Neck ropes will be provided for all cattle.
 3. No livestock will be allowed on trailers at night.
 4. **Livestock will only be allowed across the scale ONE TIME!** Check-In will be on Tuesday, July 20th, 2021 beginning at 7:30 a.m. This weight will be used to place in classes.
 5. All exhibitors must be regularly enrolled in 4-H Club work in Gove County. All members must be enrolled in the project exhibited and the exhibit must be the current year's club work and a project of the exhibitor.
 6. Livestock that have not been adequately trained to show and therefore pose as potential safety hazard may be removed from the show at the superintendent's/Fair Board/Extension Staff's discretion with no rights to premiums and awards.
 7. All livestock species must complete the nomination process to show at State Fair and/or KJLS Deadlines: Market Beef-May 1; Goats, Sheep & Swine - June 15.
 8. **All entries showing indication of any contagious or infectious disease will be excluded from the show and premium auction for Health Protection.**
 9. Exhibitors are expected to exhibit their own animals and projects. An exhibitor substitution may be allowed only in the following cases:
 - Exhibitor is ill/injured; must have physician's order and be present at the time of show
 - Exhibitor has more than one animal entered in the same species
 - Exhibitor has animals simultaneously being judged in more than one species
- Substitute exhibitors must be entered and exhibiting their own project(s) in the respective species department at Gove County Fair in which they are serving as a substitute.
10. Livestock exhibitors may enter up to, but no more than 3 market beef, 3 market hogs, 3 market goats, and 3 market lambs. In breeding classes, an exhibitor will be limited to exhibiting not more than 3 dairy goats, 3 market goats, 3 breeding heifers, 3 breeding gilts and 3 breeding ewes. In dairy cattle, a maximum of 3 head (any age) may be shown.
 11. **Each exhibitor must groom his or her own animal and may use only the assistance of an immediate family member (mother, father, legal guardian, brother or sister) or of another 4-H member who is an exhibitor at the 2021 show. This rule will be strictly enforced and any exhibitor violating it will have their animal in question eliminated from competition.**
 12. **The steer and heifer show will be a no fit show, "Blow and Show". "No Fit", at the Gove County Fair is defined as using no adhesive, glue, paint or powder products.**
 13. Anyone wishing to report unauthorized people grooming animals must follow the Gove County 4-H Protest Policy on page 7 of this fair book.

14. Dress Code - Exhibitors should dress with pride in species appropriate clothing. T-shirts, tennis shoes, and head wear are discouraged.

15. If an exhibitor removes their animal from the show ring prior to completion of judging any class without consent of the ring steward, the exhibitor may be disqualified.

16. If livestock or horse is taken home, it **CANNOT** be brought back to fairgrounds for duration of fair. If livestock or horse is brought home, participant is no longer eligible for Herdsmanship Award or Round Robin. (Horses are not required to stay at the fairgrounds)

Withdrawal times for drugs, growth promotants, and other approved materials:

Exhibitors, their parents, leaders and instructors have a serious responsibility to use animal health aids (drugs), growth promotants, and any other approved materials with great care and only when needed and in correct amounts. Approved withdrawal times are set and must be followed to assure that consumers receive wholesome food. Withdraw times should be set appropriately for your date of arrival to the fairgrounds.

LIVESTOCK PREMIUM AUCTION

All 4-Her's are required to sign the Drug Withdrawal form in order to sell livestock in the Livestock Premium Auction and to exhibit animals.

Each 4-Her may only sell 2 animals per species - Any additional livestock may be sold at floor price.

Ways to Buy

Plan A. Buyer will pay premium & floor price

Plan B. Buyer pays Premium only

Example:

1. 1200 lb. steer sells for a \$1,000 premium. The premium buyer wishes to purchase the steer. The floor price is 1.42/lb. The buyer pays a total of \$2,704.00.
2. 1200 lb. steers sells for a \$1,000 premium. The premium buyer does not want the steer. The premium buyer only pays \$1,000.00. The 4-H'er still owns the steer.

*** There will be no shrink on any species.**

Buyers will write only one check to the Fair Board. The Fair Board will in turn write one check (regardless of the number of species of animals) to the 4-Her. Buyer's appreciation, ear tags and check off will be deducted from the check. To receive your premium check, your checkout/clean pen slip must be signed by the superintendent of your species. Species superintendent will then collect check out/clean pen slips and be responsible for getting to Extension personnel. The sheets will be cross checked with your check to make sure the signatures are in place before the check will be released. Checks will be available for pick up at the K-State Research and Extension Office - Gove County. 4-H members should not plan to pick up checks until Friday of the following week. **Call before coming to pick up your check to make sure it is ready.**

RECOMMENDATION: All 4-H members invite 2 parties to come to the livestock sale to bid on their projects.

All sale animal owners should be present to load out their animals.

All exhibitors must inform sale bill committee or fair board members immediately following each show if animal will sell.

Order of sale will be determined and announced by the Livestock Sale Committee after the judging and will be posted before the sale.

Each species will remain in their designated area during the fair and the 4-Hers will use only the wash racks designated for that specie.

Kansas 4-H/FFA Policy on previous sale of livestock: An animal sold at public auction or privately, whether for immediate or future delivery, cannot, from the time of such sale, be shown by the seller at State Fair or KJLS. This policy also applies to those animals which have gone through a premium auction, whether or not ownership has changed. **Females of all species retained for future breeding projects included.**

SHOWMANSHIP

There will be three sections of showmanship with Seniors consisting of members 14- 18 year olds as of January 1, of the current year. Intermediate are members 11-13 years of age. Juniors will be those members 7-10 under as of January 1, of the current year.

Showmanship classes will be conducted before the conformation classes in all species. (If a 4-H member finds it necessary to show more than one animal in a class, another Gove County 4-H livestock member may show the animal for conformation placing only.) This does not include showmanship.

MARKET CLASS WEIGHTS

To help insure continued support of the livestock buyers the Fair Board has established the following guidelines for upper and lower limits on weights of animals brought to the Gove County 4-H Fair:

Market Beef - 1,000 pounds (no top)

Market Sheep - 90 pounds (no top)

Market Swine – 230-290 pounds

Market Goat - 60 pounds (no top)

Livestock will only be allowed across the scale ONE TIME during check in. Livestock not making weight requirements will not be eligible to sell in the premium sale or compete for Grand or Reserve Grand but will show in a designated lightweight/heavyweight class and showmanship.

LIGHT/HEAVY WEIGHT CLASSES

Lightweight Classes will be added to each species. Heavyweight classes will be added to swine specie only. These classes are **NOT** eligible to compete for Grand Champion or Reserve Grand Champion. They also **WILL NOT** be eligible to sell at the premium auction. *Approved September 13, 2016

2021 RECOMMENDED REQUIREMENTS FOR KANSAS COUNTY FAIRS

GENERAL REQUIREMENTS

- All animals are subject to examination by the exhibition staff or their representatives and shall be free of clinical signs of infectious or contagious disease.
- Animals determined by exhibition staff to have not met listed requirements will not be permitted to exhibit.
- Certificate Of Veterinary Inspection (Health Certificate) o **Kansas Origin Livestock** – Certificate of Veterinary Inspection is not required by Kansas Department of Agriculture – Division of Animal Health (KDA-DAH), but can be required at the discretion of each exhibition event.
 - o **Livestock Originating From Other States** – All livestock originating outside of Kansas must meet Kansas import requirements and must have a valid Certificate of Veterinary Inspection.

CATTLE (BEEF, DAIRY) AND BISON

- All cattle and bison must meet the General Requirements.
- Cattle determined by exhibition staff to have lesions of ringworm, warts or infested with mange will not be permitted to exhibit.
- Cattle Originating From Other States o All cattle must have official ID, and ID must be individually listed on the accompanying CVI.

GOATS

- In addition to the General Requirements, all goats must be:
 - o Identified with a registered tattoo or an official USDA premises ID tag (Scrapie tag.)Goats identified with registration tattoos must have legible tattoos and must have registration papers for these animals available for inspection.
 - o Free of any signs of sore mouth.
 - o Free of clinical signs of active fungal (ringworm) infection.
- Goats Originating From Other States o All goats must have official ID, and ID must be individually listed on the accompanying CVI.

HORSES

- All horses must meet the General Requirements.
- A comprehensive vaccination protocol is recommended, but not required by KDAH.
- **Kansas Origin Horses** – A valid VS Form 10-11 showing evidence of a negative Equine Infectious Anemia (Coggins) test conducted by a state-approved laboratory within 12 months prior to exhibition is recommended, but not required by KDAH.
- **Horses Originating From Other States** must be accompanied by a valid VS Form 10-11 showing evidence of a negative Equine Infectious Anemia (Coggins) test conducted by a state-approved laboratory within 12 months prior to entry into Kansas. Foals six months of age and younger, accompanying their EIA-negative dams, are exempt from EIA test requirements.

POULTRY

- All poultry must meet the General Requirements.
- Kansas Origin Poultry - o Kansas continues its designation as a Pullorum-Typhoid (P-T) Clean state.
 - o All poultry (except waterfowl) are required to show proof of being P-T clean by one of the following:
 - Originate from a certified U.S. Pullorum-Typhoid clean flock
 - Test negative on a P-T test within 90 days of exhibition

- **Poultry Originating From Other States** – All poultry entering Kansas, except waterfowl, must show proof that they are pullorum – typhoid clean by one of the following methods:
 - o All poultry (except waterfowl) are required to show proof of being P-T clean by one of the following:
 - Originate from a certified U.S. Pullorum-Typhoid clean flock
 - Test negative on a P-T test within 90 days of exhibition

o Additionally, out-of-state poultry must have a "Permit to Ship Poultry or Hatching Eggs" issued by the KDAH within the previous year or a permit number issued by the KDAH office within the previous 15 days.

RABBITS

- All rabbits must meet the General Requirements.
- **Rabbits Originating from other States** - All rabbits originating outside of Kansas must meet Kansas import requirements and must have a valid Certificate of Veterinary Inspection.

SHEEP

- In addition to the General Requirements, all sheep must be:
 - o Identified with a registered tattoo or an official USDA premises ID tag (Scrapie tag.)
 - o Free of any signs of sore mouth.
 - o Free of clinical signs of active fungal (ringworm) infection, including club lamb fungus.
- **Sheep Originating From Other States** o All sheep must have official ID, and ID must be individually listed on the accompanying CVI.

SWINE

- All swine must meet the General Requirements.
- **Swine Originating From Other States** must also meet one of the following:
 - o All swine must have official ID, and ID must be individually listed on the accompanying CVI.
 - o All swine must obtain an import permit number prior to movement into Kansas.

POULTRY

Location: Gove County Fair Grounds Barn
Judging Date: Wednesday, July 21st, 3:00 p.m.
Category: Dogs, Pets, Rabbits, & Poultry
Kassie Remington - Superintendent

Poultry coops will be furnished by the Fair committee and the exhibitor must bring feed, containers for feed, water, and bedding.

Each member exhibiting poultry must clean his/her own pen or pens after the show. Ribbons premiums will be forfeited if pens are not cleaned.

NOTE: Each exhibitor is limited to exhibit in no more than 3 classes. Poultry will be registered Wednesday, July 21, 2021, at the 4-H Fair Grounds at 1:00 p.m. Release time and date will be immediately following livestock sale on Thursday, July 22, 2021. Exhibitors may sell no more than 2 lots at the sale Thursday night. 4-Her only is encouraged to answer and/or ask questions of the judge. Notify the livestock committee if you plan to sell so your name can be included on the sale bill. Poultry exhibits must be purchased by exhibitor before June 1, of the current year. Poultry must be banded to exhibit at State Fair & encouraged to be banded at County Fair. Must be of blue ribbon quality to exhibit at State Fair.

****Judged on exhibition qualities in the "The American Standard of Perfection."**

1. Chickens and turkeys must be blood tested every other year. Blood test must be within 90 days of show.

CLASS 520 Sr. Poultry Showmanship

CLASS 521 Int. Poultry Showmanship

CLASS 522 Jr. Poultry Showmanship

CLASS 523 **Standard Breeds - Large Fowl - One young bird of either sex.

CLASS 524 **Standard Breeds - Large Fowl - One old bird of either sex.

CLASS 525 **Standard Breeds - Bantams - One young bird of either sex.

CLASS 526 **Standard Breeds - Bantams - One old bird or either sex.

CLASS 527 Projection Pullets - Pen, 3 Standardbred, Crossbred, or Straincross pullets to be judged on egg production qualities only.

CLASS 528 Production Hens - Pen, 3 Standardbred, crossbred or Straincross hens to be judged on egg production qualities only.

CLASS 529 Dual purpose pullets - Pen, 3 Such as Rhode Island Reds, New Hampshire, Plymouth Rocks, etc.

CLASS 530 Dual purpose hens - Pen, 3 Such as Rhode Island Reds, New Hampshire, Plymouth Rocks, etc.

CLASS 531 Meat-type Chicks - Pen, 3 Crossbred or Straincross birds or the same sex to be judged on meat production qualities only. No purebreds.

CLASS 532 *Turkeys - all breeds - 1 bird of either sex

CLASS 533 *Ducks - Call or Bantum all breeds 1 bird or either sex.

CLASS 534 *Ducks, All breeds, 1 of either sex.

CLASS 535 Geese, all breeds - 1 bird of either sex.

***CLASS 536** Other Fowl (*Not State Fair Eligible*)

PIGEONS

Location: Gove County Fair Grounds Barns
Judging Date: Wednesday, July 21st, 3:00 p.m.
Category: Dogs, Pets, Rabbits, & Poultry
Kassie Remington - Superintendent

Each member exhibiting pigeons must clean his/her own pen or pens after the show. Ribbons premiums will be forfeited if pens are not cleaned. **This project is NOT eligible for State Fair**

1. All entries must be single birds.
2. Each member exhibiting poultry must clean his/her own pen or pens after the show. Ribbons premiums will be forfeited if pens are not cleaned.
3. All pigeons must be shown with numbered band. Young birds must be shown with seamless bands, or else be judged in the old class. Young birds are those hatched in the calendar year of the show.
4. Judging will be comparison only using latest standards of the National Pigeon Association. Be sure to designate breed on your entry.

CLASS 540 Old Cock (hatched in previous calendar year)

CLASS 541 Old Hen (hatched in previous calendar year)

CLASS 542 Young Cock (hatched in this calendar year)

CLASS 543 Young Hen (hatched in this calendar year)

RABBITS

Location: Gove County Fair Grounds Barns
Judging Date: Wednesday, July 21st, 3:00 p.m.
Category: Dogs, Pets, Rabbits, & Poultry
Kassie Remington - Superintendent

Rabbits will be registered Wednesday, July 21, 2021, at the 4-H Building at 1:00 p.m. Release time and date will be immediately following Livestock Sale on Thursday, July 22, 2021. Each exhibitor is limited to 3 rabbits for judging. Exhibitors may sell no more than 2 rabbits at the sale on Thursday night. 4-H members may exhibit one entry per class. 4-H'er only is encouraged to answer and/or ask judge questions. Each rabbit is to be legibly and permanently tattooed in its left ear for identification (if going on to the State Fair but this is not required at the County Fair). Notify the Gove County Fair Board if you plan to sell so your name can be included on the sale bill. Any rabbit shown at the State Fair must have been owned and in the possession of the 4-Her by July 1, of the current year. A different animal than the one exhibited at the county fair may be shown at the State Fair only if it is within the same breed, variety, class and quality. Please do not bring animals with mites, so others will not be contaminated. Only breeds recognized by ARBA (listed in the ARBA "Standard of Perfection") may be shown at State Fair. Jr. or Int. Rabbits that qualify at county must be shown in the correct class according to its age and weight at State Fair time. Each member exhibiting rabbits must clean his/her own pen or pens after the show. Ribbons premiums will be forfeited if pens are not cleaned.

Pre-junior (under 3 months) - classes only available in the following breeds: Beveren, Blanc de Hotot, California, Champagne D' Argent, Checkered Giant, American Chinchilla, Giant Chinchilla, Cinnamon, Creme D' Argent, New Zealand, and Palomino.

Juniors (under 6 months).

Intermediates - (6-8 months) classes only available in the following breeds: American, Giant Angora, Beveren, Blanc de Hotot, California, Champagne D' Argent, Checkered Giant, American Chinchilla, Giant Chinchilla, Cinnamon, Creme D' Argent, Flemish Giant, English Lop, French Lop, New Zealand, Palomino, Satin and Silver Fox.

Senior - six months of age or over for breeds other than those listed as having intermediate classes, eight months of age or over for breeds having Intermediate classes.

1. Only those rabbits receiving a blue or purple ribbon award or better may be entered at State Fair.

CLASS 545 Sr. Rabbit Showmanship

CLASS 546 Int. Rabbit Showmanship

CLASS 547 Jr. Rabbit Showmanship

CLASS 548 Sr. Buck. (8 months of age & over for breeds with Intermediate classes; 6 months and over for all other breeds.)

CLASS 549 Sr. Doe. (8 months of age & over for breeds with Intermediate classes; 6 months and over for all other breeds.)

CLASS 550 Int. Buck. (Only breeds listed above with Intermediate classes.)

CLASS 551 Int. Doe. (Only breeds listed above with Intermediate classes.)

CLASS 552 Jr. Buck. (Under six months of age)

CLASS 553 Jr. Doe. (Under six months of age)

CLASS 554 Pre-junior buck. (Only breeds listed above with pre-juniors)

CLASS 555 Pre-junior doe. (Only breeds listed above with pre-juniors)

CLASS 556 Meat pen. Three (3) rabbits, all one recognized breed and variety, minimum weight 3 pounds each, maximum weight 5 pounds each, and not over 70 days of age. Will be judged on their meat qualities, condition, and uniformity.

Livestock Show Order:

Wednesday, July 21, 2021 9:00 am

Swine Showmanship (Sr., Int., Jr., Open)

Breeding Swine (4-H, Open)

Market Swine (4-H, Open)

Sheep Showmanship (Sr., Int., Jr., Open)

Breeding Ewe (4-H, Open)

Market Sheep (4-H, Open)

Goat Showmanship (Sr., Int., Jr., Open)

Breeding Goats (4-H, Open)

Market Goats (4-H, Open)

Thursday, July 22, 2021 9:00 am

Bucket Calf Showmanship (4-H, Open)

Bucket Calf Conformation (4-H, Open)

Beef Showmanship (Sr., Int., Jr., Open)

Breeding Beef (4-H, Open)

Market Beef (4-H, Open)

Round Robin (4-H Sr. Only)

SWINE

Location: Gove County Fair Grounds Barns
Judging Date: Wednesday, July 21st, 9:00 a.m.
Category: Small Animal Show
Logan Getz - Superintendent

All 4-Her's are required to sign the Drug Withdrawal form in order to sell livestock in the Livestock Premium Auction and to exhibit animals.

Each member exhibiting swine must clean his/her own pen or pens after the show. Ribbons premiums will be forfeited if pens are not cleaned.

All animals will be examined by a vet and shall be free of signs of infection or contagious disease.

BREEDING SWINE

1. Any gilt to be sold must be weighed at check-in.
2. Registration or transfer papers for animals in the breeding classes must be in the sole name(s) of the exhibitor by June 15 of the current year. Breeding gilts that are registered in a farm name or whose papers include the name of adults are not eligible to show. Breeding swine may be co-owned and co-registered by 2 or more 4-H members of the same family. The individual ear notch number of the animal must match the ear notch on the registration papers.
3. An exhibitor may show a maximum of 3 breeding gilts, either commercial or registered.
4. The swine committee reserves the right to divide the classes if needed to control the number of swine in the arena.
5. Market gilts cannot be shown as breeding gilts.
6. No registration papers are required for commercial gilts but exhibitor must own gilt by June 15 of the current year.

Any purebred gilt shown shall have been owned no later than May 12, 2021 (check-in date), with pigs farrowed after February 1, of current year.

Market barrows must be owned by weigh-in date, of the current 4-H year.

MARKET HOGS

1. Market hogs must be owned and fed by exhibitor by weigh-in date.
2. Market hogs must be ear notched and tagged with an official Kansas 4-H ear tag by June 15, to be eligible for the Kansas State Fair. Entries for the State Fair must be postmarked by July 15th.
3. Market Hogs must make the minimum weight of 230 and must not exceed a maximum weight of 290. If any Market Hogs do not make the required weight limits, they will be shown in either the Feeder or Heavy Weight Classes. These classes are NOT eligible to compete for Grand Champion or Reserve Grand Champion. They also WILL NOT be eligible to sell at the premium auction. Market hogs will not be allowed to re-weigh once they have checked in.
4. Market hogs must be barrows or gilts. **Boars cannot show.**
5. Any incisions due to castration or other procedures must be completely healed.
6. A 4-H exhibitor may show a maximum of 3 market hogs at the show, and sell 2 at the premium auction. (Additional animals may be sold at floor price.)

ANY SUBSTANCE THAT DOES NOT READILY WASH OFF SKIN IS PROHIBITED

Acceptable examples: light soaps, clean sheen, gojo, simple green, mane & tail, final bloom, pink oil, glisten, white out (not the correction fluid)

- CLASS 560** Sr. Swine Showmanship
CLASS 561 Int. Swine Showmanship
CLASS 562 Jr. Swine Showmanship
CLASS 563 Market Pigs
CLASS 564 Breeding Gilts (can't be shown as market hogs)
CLASS 565 Swine Carcass Class

SHEEP

Location: Gove County Fair Grounds Barns
Judging Date: Wednesday, July 21st, 9:00 a.m.
Category: Small Animal Show
Eric Baalman - Superintendent

All 4-Her's are required to sign the Drug Withdrawal form in order to sell livestock in the Livestock Premium Auction and to exhibit animals.

Each member exhibiting sheep must clean his/her own pen or pens after the show. Ribbons premiums will be forfeited if pens are not cleaned.

BREEDING EWES

THE USE OF ARTIFICIAL COLORING, EXCEPT ON HOOVES, IS PROHIBITED.

1. Exhibitors who abuse an animal will be barred from showing and will forfeit any premium, ribbon or prize won. The word abuse includes: beating, slapping, using an electric prod or forcing a lamb into a solid object in an attempt to make the animal brace more firmly. Bracing a lamb by holding the front feet off the ground also constitutes abuse. During the judge's inspection or handling, all four feet of the animal are to be in contact with the ground.
2. Registrations of transfer papers for animals in the breeding classes must be in the sole name(s) of the exhibitor by June 15 of the current year. (Breeding ewes that are registered in a farm name or whose papers include the name of adults are **not** eligible to show.) Breeding sheep may be co-owned and co-registered by 2 or more 4-H members of the same family. The "**flock tag**" number of the animal must match the **flock number** on the registration papers.
3. The base date for determining age of registered breeding sheep is September 1.
4. All ewes must have a scrapie tag.
5. All commercial ewes (non-registered) must have an official Kansas 4-H ear tag (and must have a valid, legible nose print on file in Manhattan to be eligible for the State Fair and KJLS) by June 15.
6. **Yearling ewes must be born on or between January 1, 2019 and December 31, 2019.**
Ewe lambs must be born on or after January 1, 2020. At the time of check in, ALL commercial ewes will be mouthed. Ewe lambs must have only baby teeth visible. Yearling ewes may be showing no more than two visible permanent incisors is wearing.

MARKET LAMBS

1. Market lambs must be owned and fed by exhibitor by weigh-in of the current year.
1. Market lambs must have an official Kansas 4-H tag for county fair and an EID ear tag and the 4-Her must complete the nomination process by June 15th to be eligible for the State Fair and KJLS) by June 15.
3. Market lambs must weigh a minimum of 90 pounds (with no top weight limit) in order to show. Lambs will not be allowed to re-weigh once they have checked in
4. Market lambs must be weathers or ewes. Ram lambs or cryptorchids cannot show.
5. All lambs must have their lamb teeth and will be mouthed at check-in.
6. An exhibitor may show a maximum of 3 market lambs at the show, and sell 2 at the premium auction. (Additional animals may be sold at floor price.)
7. At the time of the show all market lambs must be slick shorn with an even length of wool covering above the hock and knee (head excluded). Wool length should not exceed .2 inch.

CLASS 570 Sr. Sheep Showmanship

CLASS 571 Int. Sheep Showmanship

CLASS 572 Jr. Sheep showmanship

CLASS 573 Breeding Ewe Lamb

CLASS 574 Breeding Yearling Ewe

CLASS 575 Market Lamb

CLASS 576 Sheep Carcass Class

DAIRY CATTLE

Location: Gove County Fair Grounds Barns

Judging Date:

Category: Large Animal Show

Garrett Werth- Superintendent

Each member exhibiting must clean his/her own pen or pens after the show. Ribbons premiums will be forfeited if pens are not cleaned. **All 4-Her's are required to sign the Drug Withdrawal form in order to sell livestock in the Livestock Premium Auction and to exhibit animals.**

1. Holstein, Jersey, Ayrshire, Brown Swiss and Milking Shorthorn are eligible to show.
2. Be prepared to provide **sole ownership** by showing registration or transfer papers when checking in your animal at the fair. These papers must be in **your name only** and dated before June 15 of the current year. Animals registered or transferred to you after June 15 of the current year cannot be shown at the fair.
3. You must have carried the 4-H dairy project at least 100 days. The superintendent of the species may grant exceptions to this rule in case of unusual or emergency conditions.
4. Age in the dairy classes will be determined by standard classifications.

Showmanship

- A. Appearance of animal.....40 points
 - 1. Condition and thriftiness.....10
 - 2. Grooming.....10
 - 3. Clipping.....10
 - 4. Cleanliness.....10
- B. Appearance of exhibitor.....10 points
 - 1. Clothes and person, neat and clean, white costume preferred.
- C. Showing animal in ring.....50 points
 - 1. Leading.....15
 - 2. Posing.....15
 - 3. Show animal to best advantage.....10
 - 4. Poise, alertness and attitude.....10

This is the uniform scorecard approved by the American Dairy Science Association and the Purebred Dairy Cattle Association.

(All breeds shown together)

CLASS 580 Sr. Dairy Cattle Showmanship

CLASS 581 Int. Dairy Cattle Showmanship

CLASS 582 Jr. Dairy Cattle Showmanship

CLASS 583 Senior Calf, born September 1 to November 30, previous year

CLASS 584 Summer Yearling Heifer, born June 1 to August 31, previous year

CLASS 585 Junior Yearling Heifer, born March 1 to May 31, previous year

CLASS 586 Winter Yearling Heifer, born December 1, 2019 to February 29, previous year

CLASS 587 Senior Yearling Heifer, born September 1 to November 30, 2020

CLASS 588 Dry Cow, Any Age

CLASS 589 Junior Two Year Old Cow, born March 1 to August 31, 2020

CLASS 590 Senior Two Year Old Cow, born September 1, 2019 to February 28, 2020

CLASS 591 Junior Three Year Old Cow, born March 1 to August 31, 2018

CLASS 592 Senior Three Year Old Cow, born September 1, 2018 to February 28, 2019

CLASS 593 Four Year Old Cow, born September 1, 2016 to August 31, 2017

CLASS 594 Five Year Old Cow, born September 1, 2015 to August 31, 2016

CLASS 595 Aged Cow, born before September 1, 2015

Grand and Reserve Grand Champions

DAIRY GOATS

Location: Gove County Fair Grounds Barns

Judging Date:

Category: Small Animal Show

Eric Baalman - Superintendent

All 4-Her's are required to sign the Drug Withdrawal form in order to sell livestock in the Livestock Premium Auction and to exhibit animals.

Each member exhibiting must clean his/her own pen or pens after the show. Ribbons premiums will be forfeited if pens are not cleaned.

1. Read General Regulations.
2. ADGA registration papers or stamped duplicate registration applications for goats under 6 months of age **will be required** for all animals(at the State Fair but not at the County Fair). **If papered, they must be in the sole name of the 4-Her by May 1. No joint herd names or multiple owners are allowed. All papers must be presented at check-in for verification.**
3. Entries will be placed in classes by age with the day of judging being the base date. Each exhibitor is limited to a maximum of three head total. Only does can show.
4. Exhibitors are requested to be neatly and appropriately dressed (preferably in white) when showing animals.

Jr. Does - animals that are **not** in milk or have not previously freshened.

Sr. Does - animals are in milk or have previously freshened.

(All breeds shown together)

CLASS 600 Sr. Dairy Goat Showmanship

CLASS 601 Int. Dairy Goat Showmanship

CLASS 602 Jr. Dairy Goat Showmanship

CLASS 603 Junior doe, birth date from April 1, 2019 to show date.

CLASS 604 Junior doe, birth date from March 1 to March 31, 2020.

CLASS 605 Junior doe, birth date from September 16, 2019 to February 28, 2020.

CLASS 606 Junior doe, birth date from September 16, 2018 to September 15, 2019. (Dry yearling)

Junior Champion and Reserve Champion

CLASS 607 Senior doe, 2 years and under in milk or previously freshened.

CLASS 608 Senior doe, 3 years of age in milk or previously freshened.

CLASS 609 Senior doe, 4 years of age in milk or previously freshened.

CLASS 610 Senior doe, 5 years and older in milk or previously freshened.

Senior Champion and Reserve Champion

MARKET GOATS

Location: Gove County Fair Grounds Barns
Judging Date: Wednesday, July 21st, 9:00 a.m.
Category: Small Animal Show
Eric Baalman - Superintendent

Each member exhibiting must clean his/her own pen or pens after the show. Ribbons premiums will be forfeited if pens are not cleaned.

All 4-Her's are required to sign the Drug Withdrawal form in order to sell livestock in the Livestock Premium Auction and to exhibit animals.

1. All entries and awards in this division will be subject to the General Rules and Regulations.
2. Any breed or crosses will be eligible to compete.
3. All goats will be required to have horns tipped; no sharp points allowed.
4. All goats must weigh a minimum weight of 60 pounds. There will not be a maximum weight.
5. Classes will be broken into weight classes upon the decision of the show officials.
6. All goats must be penned in the designated areas.
7. 4-Hers may show a maximum of 3 goats with no more than 2 goats in a weight division.
8. There must be three or more in a weight class or all market goats will be shown together.

CLASS 611 Goat Carcass Class

CLASS 612 Market Goat

CLASS 613 Jr. Goat Showmanship

CLASS 614 Int. Goat Showmanship

CLASS 615 Sr. Goat Showmanship

BREEDING GOAT

1. No bucks of any age will be allowed on the grounds.

CLASS 616 Jr. Doe - 12 months and under

CLASS 617 Intermediate Doe - 24 months and under

CLASS 618 Sr. Doe - 24 months and over

CLASS 619 Meat Goat - no age division

CLASS 620 Angora Goat - no age division

BEEF

Location: Gove County Fair Grounds Barns
Judging Date: Thursday, July 22nd, 9:00 a.m.
Category: Large Animal Show
Garrett Werth- Superintendent

All 4-Her's are required to sign the Drug Withdrawal form in order to sell livestock in the Livestock Premium Auction and to exhibit animals.

Each member exhibiting beef must clean his/her own pen or pens after the show. Ribbons premiums will be forfeited if pens are not cleaned.

BUCKET CALVES

(*Not eligible for State Fair)

Bucket Calves are NOT eligible to sell at auction.

1. ONLY Junior Age Division Youth (ages 7-10 as of Jan. 1st of current year) are eligible to show bucket calves.
2. Once a 4-H member (junior or intermediate) competes in a Market Steer/Heifer Class, they can NO LONGER compete in Bucket Calf or Return Bucket Calf 4-H Project.

*Approved September 13, 2016

An orphan or newborn calf, male or female, dairy, beef, or cross; fed on bucket or bottle.

All exhibitors should have a card placed by their animals showing owner's names, when and where purchased and weight at Fair time. **On each livestock, stall cards must be hung by animals or ribbon premiums will be forfeited.**

Judging of this project will be as follows:

1. This is a Jr. Project. There is no Immediate or Senior division. It is intended for younger members who do not wish to try a full-grown market steer yet. Members can participate in only bucket calf or market steer, not both.
2. Calf must be born after January 1, of the current year, and be in possession by weigh-in, of the same year. Bucket calves will be tagged with swine and sheep.
3. No nurse cows or goats will be allowed.
4. Members are allowed 2 calves. All calves should be shown by 4-H members from Gove County.
5. Calves should be well halter broke and lead well.
6. 4-H member must be 7-10 years old by January 1, of the current year to participate in bucket calf project.
7. Bucket calves will be split into classes determined by sex if necessary. The Livestock Committee reserves the right to break classes by weight if the need arises.
8. Judging is based upon the following:
General Appearance: health, cleanliness, grooming. Halter broke and ease at which youth can lead, control and set up the animal.
Conference judging: What the 4-Her has learned about caring for and raising the calf. The judge will ask questions about how the calf has been taken care of, training, etc.
9. **The steer and heifer show will be a no fit show, "Blow and Show". "No Fit", at the Gove County Fair is defined as using no adhesive, glue, paint, or powder products.**

***CLASS 625** Bucket Calf Showmanship

***CLASS 624** Bucket Calf Confirmation

RETURN BUCKET CALVES

(*Not eligible for State Fair)

1. Any Intermediate 4-H Member (11-13 yrs. Old) with a Return Bucket Calf will show into Market Heifer/Market Steer Class or Breeding Classes. They are not eligible to compete in Return Bucket Calf Classes
2. Once a 4-H member (junior) competes in Market Steer/Heifer Class or Breeding Classes, they can NO LONGER compete in Bucket Calf or Return Bucket Calf 4-H Project.
3. Junior 4-H Members may go back and forth between Bucket Calf & Return Bucket Calf classes until they enter into Intermediate Level (11-13 yrs.) *Ex. Johnny at 4-H age of 10 shows Bucket Calf at 2020 Fair, he will have to enter into Market Class in 2021 Fair and not Return Bucket due to now being an Intermediate.*

*Approved March 2, 2020

A market animal, male or female, beef or dairy, fed on bucket or bottle as a newborn calf. Return bucket calves must be your own bucket calf from the year before.

All exhibitors should have a card placed by their animals showing owner's names, when and where purchased and weight at Fair time. **On each livestock, stall cards must be hung by animals or ribbon premiums will be forfeited.**

Judging of this project will be as follows:

1. The animals in this division must have been shown as a Bucket Calf the previous year.
2. Members are allowed 2 Return Bucket Calves and may also participate in the Bucket Calf project with 2 bucket calves. All calves are to be shown by 4-H members from Gove County.
3. **The steer and heifer show will be a no fit show, "Blow and Show". "No Fit", at the Gove County Fair is defined as using no adhesives, glue, paint or powder products.**

MARKET BEEF

All exhibitors should have a card placed by their animals showing owner's names, when and where purchased and weight at Fair time. **On each livestock, stall cards must be hung by animals or ribbon premiums will be forfeited.** All steers will be mouthed. Permanent incisor teeth cannot have erupted, and all baby teeth must be present.

CLASS 630 Sr. Beef Showmanship

CLASS 631 Int. Beef Showmanship

CLASS 632 Jr. Beef Showmanship

CLASS 633 Feeder Steers

CLASS 634 Market Steers - All steers will show by weight not by breeds.

CLASS 635 Market Heifers

CLASS 636 Return Bucket Calf

CLASS 637 Beef Carcass Class

BREEDING BEEF

All exhibitors should have a card placed by their animals showing owner's names, when and where purchased and weight at Fair time. **On each livestock, stall cards must be hung by animals or ribbon premiums will be forfeited.**

In Breeding Heifer classes, these regulations must be met:

1. All registered heifers must have **original registration papers** in the sole name(s) of the exhibitor prior to June 15, of the current year. All registered heifers must be identified with a permanent tattoo corresponding to original registration papers which must be present with the heifer at check-in. Any animal upon check-in which does not have a legible tattoo corresponding to its registration certificate is ineligible to show.
2. Heifers that are registered in a farm name or whose papers include the name of adults are not eligible to show. However, heifers may be co-owned and co-registered by two or more 4-H members of the same family.
3. **The steer and heifer show will be a no fit show, "Blow and Show". "No Fit", at the County Fair is defined as using no adhesive, glue, paint or powder.**
4. The animals should be clipped.

Junior Heifer Born after January 1, of the current year.

Sr. or Winter Heifer Born between September 1, and December 31, of previous year.

Summer Yearling Heifer Born between May 1, and August 31 of previous year.

Spring or Jr. Yearling Heifer Born between January 1, and April 30, of previous year.

Cow and Calf

(All breeds shown together) (*Not eligible for State Fair)

***CLASS 640** Jr. Heifer

CLASS 641 Senior or Winter Heifer

CLASS 642 Summer Yearling Heifer

CLASS 643 Spring or Junior Yearling Heifer

CLASS 644 Cow and Calf

CLASS 645 Return Bucket Calf- Breeding

HORSE

Location: Gove County Fair Grounds Arena

Judging Date: Monday, July 19th, 9:00 a.m.

Category: Horse Show

Kelli Getz - Superintendent

The Horse Show is Monday, July 20th, 2020 at 9:00 a.m. Check-In & sign-up will be Monday, July 20th from 7:00 – 9:00 a.m. Horse stalls will be provided at this year's fair. **Please let us know by July 1st if you will have your horse at the fair so we can get enough panels for stalls. If you choose to have your horse at the fair, please hang a stall card with each horse. Stall cards must be hung by animals or ribbon premiums will be forfeited.** Horses are not required to stay at the fairgrounds. If horse is taken home, it **CANNOT** be brought back to fairgrounds for duration of fair. If horse is brought home, participant is no longer eligible for Herdsmanship Award or Round Robin.

Each member exhibiting must clean his/her own pen or pens after show. Ribbon premiums will be forfeited if pens are not cleaned. **Check-Out will be Thursday following the Livestock Auction.**

Horses must meet the general requirements. **A negative test for equine infectious anemia (Coggins Test) within 12 months for 4-H & Open Class is required.** It is also recommended to consider vaccination for West Nile Virus for 4-H & Open Class.

General Rules

1. Questions regarding conduct or rules of the show should be referred to the show management. If a problem exists, it will be presented to the protest committee. This committee will consist of Extension Staff, Fair Board members, & Extension Executive Board Members. (See page 7) The appeals committee can confer with the judge; however, the judge's decision and placings will be considered final. At no time should the contestants and/or parents be allowed to confront the judge during show.
2. All contestants and family members are expected to always display proper conduct and politeness. Unsportsmanlike conduct will not be tolerated and will result in forfeiture of all placings and qualifications earned that day.
3. Only mares and geldings may be shown at halter and under saddle.
4. Hoof black is optional and will not count over a well-cleaned, neat hoof.
5. Riders will be penalized by disqualification for misuse of hands and excessive use of bats, whips, spurs, or reins. Use of these in front of the cinch will also result in disqualification.
6. Bats can be used in timed events only and must be leather, leather covered, or well covered with other material and must be flexible. Over and under ropes, on or off the saddle horn, are not permitted.
7. If class entries are considered insufficient to hold a class (fewer than 5 entries), Extension Staff has the option to combine Western Classes (stock-type with non-stock type and/or pony western pleasure) with any age classification.
8. Under ordinary conditions, equipment should not break during the performance, nor should it be changed after the class starts, except on permission from the ringmaster or judge. The judge may disqualify an exhibitor for broken equipment.
9. Any rider not having his/her mount under sufficient control may be dismissed from the ring and disqualified.
10. Horses must be serviceably sound. Signs of pain shall result in dismissal.

11. Riders shall not be asked to change horses with any other contestants at any time.
12. Riders younger than age 14 will not be asked to dismount.
13. **It is the responsibility of the parent/guardian of the 4-H member to see that the headgear worn complies with the approved standards and is in good condition. The Kansas 4-H Horse Action Team strongly supports and encourages the use of ASTM certified/SEI approved safety helmets in all equine events. Protective headgear is encouraged in all classes without discrimination.** (Bicycle Helmets are not equine certified)
14. **All exhibitors in hunter hack classes and during fence warm-up exercises are required to wear an approved helmet, which must have the ATSM/SEI sticker intact on the inside of the helmet and a date within the last five years.**
15. Exhibitors may not be tied, buckled, or fastened to a horse or any portion of the tack.
EXCEPTION: Any person with a handicap which necessitates such assistance.
16. To participate in timed events, 4-H members must participate in at least one other performance class.
17. **All horses shown at owner's risk. NOT RESPONSIBLE FOR ACCIDENTS.**
18. Stimulants, sedatives, tranquilizers are prohibited.

For rules and regulations for the classes refer to the Kansas 4-H Horse Show Rule Book. It is for sale at the Extension Office or go online: <http://www.bookstore.ksre.ksu.edu/pubs/S133.pdf> to download and print it.

Each project horse must be managed according to the following guidelines:

Ownership- You may own the horse yourself or use a family-owned horse (immediate family: mother, father, stepparent, brother, sister, grandparent, or legal guardian). In any case, you must manage (feed, exercise, groom, train, etc.) the horse at least 75% of the time from May 1 through September 30. The 4-H project year starts in October and goes through September of the following year. Members should be expected to start their horse record on October 1, or as soon as they purchase their horse.

Leasing- The leasing option is intended for youth who are unable to participate fully in the 4-H Horse Project because they do not have access to family-owned horses. You may lease a horse for use as a 4-H project horse, if you manage the horse at least 75% of the time from May 1 through September 30. Members are expected to start their record on October 1, or as soon as they lease their horse.

A project horse that is leased must be identified through the County Extension Office no later than May 1. A 4-H member may only identify one leased horse per year, and may not identify any family-owned horse. 4-H'ers who qualify for the 2-year-old snaffle bit horse may also identify a family-owned horse to serve an "open" project horse but may not identify a family-owned horse for the 2-year-old snaffle bit project. Once a leased horse has been identified as a 2-year-old snaffle bit project, the horse is not eligible for showing at the district show. A 4-H'er using a leased horse for either an open project horse or a 2-year-old snaffle bit horse must abide by all other rules.

Sharing Project Horses- Siblings may show the same horse provided they are not in the same class. If both are in the same age classification, they must decide what classes each will show. In any case, they must share management of the horse.

Identification- To exhibit at a 4-H Horse Show you must properly identify your owned or leased horse project on a 4-H horse identification certificate. You must complete and submit the 4-H identification certificate to your local extension office on or before May 1, of the current 4-H year.

Halter Show Order

Stock Type = Quarter Horse, Paint, Appaloosa, etc.

Non-Stock Type = Morgan, Arabian, Thoroughbred, Saddlebred, Pony (defined as 14 hands or smaller), miniature horse, etc.

CLASS 700 Halter Stock Type Geldings (any age)

CLASS 701 Halter Non-Stock Type, Miniatures & Pony Geldings (any age)

Overall Grand & Reserve Geldings (selected from above classes 700 & 701)

CLASS 702 Halter Stock Type Mares (any age)

CLASS 703 Halter Non-Stock Type, Miniatures, & Pony Mares (any age)

Overall Grand & Reserve Mares (selected from above classes 702 & 703)

CLASS 704 Sr. Showmanship (age 14-18)

CLASS 705 Int. Showmanship (age 11-13)

CLASS 706 Jr. Showmanship (age 7-10)

Grand & Reserve Champion Showmanship

Performance Classes Show Order

CLASS 708 Bareback

CLASS 709 English Pleasure

CLASS 710 English Equitation

CLASS 711 Hunter Hack

CLASS 712 Western Pleasure Stock Type

CLASS 713 Non-Stock/Pony Western Pleasure

CLASS 714 Horsemanship

CLASS 715 Reining

CLASS 716 Working Ranch Horse

CLASS 717 Trail (English or Western)

All-Around Performance Champion Horse (Sr., Int., & Jr.) – Points for All-Around Champion will be based on the number of entries per class with a maximum of 6 points for 1st place. For example, if there are three exhibitors in a class, 1st place will be worth 3 pts., 2nd place worth 2 pts., and 3rd place worth 1 pt. One bonus point will be given for each purple ribbon to go towards All-Around. In the event of a tie, the Judge's determination will break the tie.

Speed Classes

CLASS 744 Pole Bending

CLASS 746 Flag Racing

CLASS 745 Barrel Racing

All-Around Speed Event Champion (Sr., Int., & Jr.) – Points for All-Around Champion will be based on the number of entries per class with a maximum of 6 points for 1st place. For example, if there are three exhibitors in a class, 1st place will be worth 3 pts., 2nd place worth 2 pts., and 3rd place worth 1 pt. One bonus point will be given for each purple ribbon to go towards All-Around. In the event of a tie, the fastest time from the Barrel Racing (745) will be used to break the tie.

ROUND ROBIN

Location: Gove County Fair Grounds Barns
Judging Date: Thursday, July 22nd, 12:30 p.m.
Category: Round Robin Showmanship
(Senior's ONLY)

1. Round Robin will consist of the Sr. Grand Champion and Sr. Reserve Grand Champion of the following species: Beef, Dairy, Horse, Meat Goat, Sheep, & Swine. *Note- Showman will draw for Heat & Animals.
2. Anyone qualifying in two species or more must choose a home species. In that case, the third-place overall showman in that specie will qualify to participate. Animals volunteered by families from each species will be used for remaining contestants.
3. During the contest, each Showman will use his/her own (home) animals and the other showman's animals will be drawn by lottery. Each Showman will show all species of livestock. Judging will be done by one Round Robin Judge, who will judge all showmen showing all species.
4. A Round Robin Grand Champion and Round Robin Reserve Grand Champion will be determined by their ability to show all livestock.
5. The Round Robin superintendent and the Extension Agent have the authority to switch animals due to risk management for the showmanship contest.
6. **Animals must stay on premises during the entire fair to qualify for Round Robin. If animal is taken home, contestant forfeits Round Robin Participation.**

2021 OPEN CLASS OPPORTUNITIES

For adults and youth including 4-H members. **4-H members may not exhibit in any classes for a project in which they are enrolled. (Excluding Horse Project)** There will be a junior (18 and under) and an adult division (19 and over).

1. Open Class Judging will immediately follow 4-H judging. Check schedule on page 5.
2. Since this is a 4-H Fair, no monies are available to support this project. Therefore, open class exhibits will be charged **\$5.00** per entry fee unless preceded by an "*". Money will be used to pay for ribbons and to help pay judges fees. There will be no ribbon premiums paid out to Open Class Exhibits.
3. Ribbons are awarded using the Danish System, similar to 4-H Ribbon Awards.
4. **All open class entrants will be expected to follow the rules which the 4-H members are asked to follow when they make their entries.** A page number will be listed which designates the rules which must be followed.

Open Class Horse Show

The Open Class Horse Show includes all 4-H Horse Show Categories as well as the following classes.

Halter Show Order

Stock Type = Quarter Horse, Paint, Appaloosa, etc.

Non-Stock Type = Morgan, Arabian, Thoroughbred, Saddlebred, Pony (defined as 14 hands or smaller), miniature horse, etc.

CLASS O-700	Halter Stock Type Geldings (any age)
CLASS O-701	Halter Non-Stock Type, Miniatures & Pony Geldings (any age)
CLASS O-702	Halter Stock Type Mares (any age)
CLASS O-703	Halter Non-Stock Type, Miniatures, & Pony Mares (any age)
CLASS O-704	Adult Showmanship (age 14-18)
CLASS O-706	Jr. Showmanship (age 7-10)

Performance & Speed Classes

CLASS O-708 Adult Bareback

CLASS O-710 Jr. Bareback

CLASS O-711 Adult English Pleasure

CLASS O-713 Jr. English Pleasure

CLASS O-714 Adult English Equitation

CLASS O-716 Jr. English Equitation

CLASS O-717 Adult Hunter Hack over Fences

CLASS O-719 Jr. Hunter Hack over Fences

CLASS O-723 Adult Western Pleasure-Stock Type

CLASS O-725 Jr. Western Pleasure-Stock Type

CLASS O-729 Adult Horsemanship

CLASS O-731 Jr. Horsemanship

CLASS O-732 Adult Reining

CLASS O-734 Jr. Reining

CLASS O-735 Adult Working Ranch Horse

CLASS O-737 Jr. Working Ranch Horse

CLASS O-738 Adult Trail (English or Western)

CLASS O-740 Jr. Trail (English or Western)

CLASS O-744 Adult Pole Bending

CLASS O-746 Jr. Pole Bending

CLASS O-750 Adult Barrel Racing

CLASS O-752 Jr. Barrel Racing

CLASS O-756 Adult Flag Racing

CLASS O-758 Jr. Flag Racing

CLASS O-707 Western Lead Line (OPEN CLASS ONLY)(AGES 6 & UNDER OR WITH DISABILITIES & NO OTHER RIDING CLASS)

CLASS O-762 Housewife's Scurry

- a. You will ride your horse and gather the fruits and vegetables into a gunny sack
- b. You will then race back to the finish line. You must gather all fruits and vegetables in your gunny sack for a qualifying time

CLASS O-763 Pony Express Race

- a. You will be given a rolled up newspaper.
- b. You must ride your horse to the mailbox, place the newspaper inside, shut the mailbox, and put the flag up.
- c. You will then race back to the finish line. You must shut the mailbox and put the flag up for a qualifying time.

CLASS O-764 Four Horseshoe Race

- a. You must remove the four horseshoes off the original pole and replace them on the other poles provided.
- b. You may do this one at a time or gather all four at a time. That will be your choice.
- c. You must then race back to the finish line. All the horseshoes must remain on the poles for a qualifying time.

CLASS O-765 Knock The Bottles

- a. You must race your horse to the end of the arena.
- b. You will then dismount your horse and hand the reins to the person there to assist you. The assisting person will not come to you. You must take your horse to them. You are then required to knock all the bottles down with the balls provided.
- c. You will remount your horse and race back to the finish line. There will be a 5 second penalty for every bottle not knocked over.

Gary Evans Memorial Cookie Jar Contest

Class O-14 Cookie Jar Contest

Top two Best of Show Cookie Jars from Open Class will be sold at the Livestock Sale. One from the youth division(18 and younger) and one from the adult division(19 and over) if available. If there is not an adult entry, then top two youth jars will sell at Livestock Sale, if available and quality is shown, deemed so by the judge. 50% of proceeds go to fairground improvements and 50% to participant.

FAIR BOARD PIE CONTEST

This exhibit will consist of any kind of pie. The pie will be exhibited in a disposable pie tin. Top two Best of Show pies from Open Class will be sold at the Livestock Sale. One from the junior division(18 and younger) and adult division(19 and older), if available. If there is not an adult entry, then the top two youth pies will be auctioned, if available. The Fair Board will receive 50% of the proceeds to be used for 4-H grounds improvement projects. Champion exhibitors will be asked to bake a second (fresh pie) for the sale. **All exhibits will be given to the 4-H lunch stand for sale by the piece.** Recipe must be included. Judging will be Wednesday, July 21st. Champion exhibitor must be present to sell pie unless a request is made to the Fair Board prior to the fair.

Class O-130 One crust fruit pie (includes a lattice top)

Class O-131 Two-crust fruit pie

Class O-132 Non-Perishable Nut Pie

Class O-XXX Refrigerator Pie (Cream, Pudding, Meringue, etc.)

FFA AG MECHANICS SHOW

1. Exhibits in this division will be shown out-of-doors. Displays in this division will consist basically of examples of labor-saving devices and/or examples of farm machinery and equipment which have been constructed, repaired, reconditioned, or renovated. The work on this group display must have been done by Vo-Ag or FFA students in the last 2 school years prior to the County Fair.
2. All exhibits must be clean and in presentable condition for show purposes. Each exhibit should have a sign containing the name of the exhibitor, school, town, and a description of the item. The description should include a bill of materials, including all materials and services that are custom work and costs, convenience factors, safety features, hours to build or repair, and cost of item new. Working drawings are optional.
3. Submit a print-out for the judge of the projects entered in each class.
4. Individuals need to be accessible Tuesday July 20, 2021 at 9:30 a.m. (judging day) for a possible interview regarding their constructed projects. At the time of entering (Monday, July 19, 2021, from 8:00-6:00 p.m.), a time schedule for the interview may be requested from the Division Superintendent.
5. Results of the Champion Ag Mechanics Show will be posted the day following judging in the 4-H Building.
6. A project built by more than 1 student is eligible to be entered as part of the chapters group display.
7. Additional projects may be entered in the individual competition, but only 4 may be used as a group display, and they must be designated at the time of entry.
8. Management will exercise reasonable precautions but will not be responsible for injury or loss. If insurance is desired, it must be arranged for by the exhibitor.
9. Display from FFA chapters competing for group awards will consist of 4 pieces of equipment or machinery, 1 of which may be a repair job, and will be judged collectively, 1 group against another, in competing for the following:

GROUP DISPLAY

Class O-150 Group display of 4 pieces

INDIVIDUAL PROJECTS

Class O-151 Individual piece of equipment

Class O-152 Individual piece of repair work

Class O-153 Individual Construction Project–this includes 9th or 10th grade students who completed a construction project in Beginning Ag, Intro to Ag, Ag Science, or Ag I class

GROUP PROJECTS

Class O-154 Group individual piece of equipment (a project built by more than 1 student)

SHOP/LAB SKILLS DIVISION

Class O-155 Article made from sheet metal

Class O-156 Article incorporating wood

Class O-157 Piece of forging

Class O-158 Tool by entrant

Class O-159 Electric welding article

Class O-160 Small labor-saving device

Class O-161 Piece of lathe work

Class O-162 Other article

Open Class Fee: \$5.00/per class

To enter in the Open Class, just put the letter "O" in front of the number designated for 4-H Class. (i.e.: 4-H CLASS 17 would be O-17 in Open Class)

Cloverbuds and 4-H Members will not be charged for Open Class fees.



Brand names appearing in this publication are for product identification purposes only. No endorsement is intended, nor is criticism implied of similar products not mentioned.

K-State Research & Extension is committed to making its services, activities, and programs accessible to all participants. If you have a need of accommodations due to a physical, vision, or hearing disability or a dietary restriction, please contact the Gove County Extension Office.



K-STATE

Research and Extension